



QUARTERLY COMPLIANCE REPORT

STATE OF MAINE
WORKERS' COMPENSATION BOARD

Fourth Quarter 2017
October 1, 2017 - December 31, 2017

Office of Monitoring, Audit &
Enforcement

Paul H. Sighinolfi, Esq.
Executive Director/Chair

27 State House Station
Augusta, Maine 04333-0027
207.287.3751

**State of Maine
Workers' Compensation Board
Quarterly Compliance Report
Fourth Quarter**

Table of Contents

| | | |
|----|---|-----------|
| 1. | Executive Summary | Pages 1-2 |
| 2. | Lost Time First Report of Injury Filings | Page 3 |
| 3. | Initial Indemnity Payments | Page 4 |
| 4. | Initial Memorandum of Payment Filings | Page 5 |
| 5. | Initial Indemnity Notice of Controversy Filings | Page 6 |
| 6. | Wage Information | Page 7 |

Table of Charts

| | | |
|-----|---|--------|
| 1. | Lost Time First Report of Injury Filings Timeliness Distribution | Page 3 |
| 2. | Lost Time First Report of Injury Filings Quarterly Compliance | Page 3 |
| 3. | Lost Time First Report of Injury Filings Compliance Trend | Page 3 |
| 4. | Initial Indemnity Payments Timeliness Distribution | Page 4 |
| 5. | Initial Indemnity Payments Quarterly Compliance | Page 4 |
| 6. | Initial Indemnity Payments Compliance Trend | Page 4 |
| 7. | Initial Memorandum of Payment Filings Timeliness Distribution | Page 5 |
| 8. | Initial Memorandum of Payment Filings Quarterly Compliance | Page 5 |
| 9. | Initial Memorandum of Payment Filings Compliance Trend | Page 5 |
| 10. | Initial Indemnity Notice of Controversy Filings Timeliness Distribution | Page 6 |
| 11. | Initial Indemnity Notice of Controversy Filings Quarterly Compliance | Page 6 |
| 12. | Initial Indemnity Notice of Controversy Filings Compliance Trend | Page 6 |
| 13. | Wage Statement Timeliness Distribution | Page 7 |
| 14. | Fringe Benefits Worksheet(s) Timeliness Distribution | Page 7 |

Appendices

| | | |
|----|---|--------------|
| A. | Insurance Group Compliance | Pages A1-A14 |
| | Lost Time FROI Filings and Initial Indemnity Payments | |
| B. | Insurance Group Compliance | Pages B1-B14 |
| | Initial MOP and Initial Indemnity NOC Filings | |

Executive Summary

On May 8, 2018, the Maine Workers' Compensation Board of Directors approved the 2017 Fourth Quarter (October 1, 2017- December 31, 2017) Compliance Report. This report represents the efforts of the Office of Monitoring, Audit and Enforcement and insurers, self-insurers, and third-party administrators (collectively "insurers").

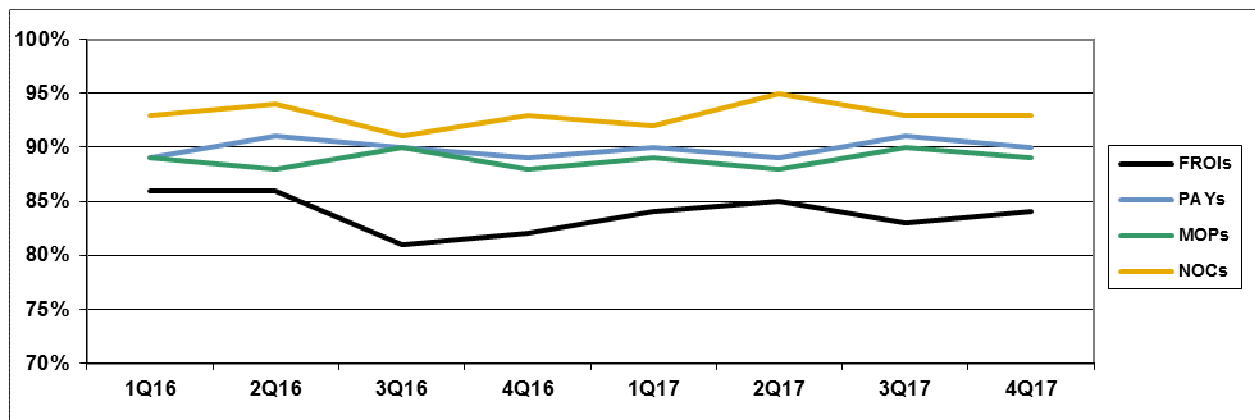
I. COMPLIANCE OVERVIEW

The Reconciliation Report was sent to 101 insurers on January 22, 2018; 76 responded, 19 were not required to respond and 7 did not respond.

The 4Q17 report represents results based upon data received by February 23, 2017. The results are:

| | Number of Days | Benchmark | 1Q16 | 2Q16 | 3Q16 | 4Q16 | 1Q17 | 2Q17 | 3Q17 | 4Q17 |
|-------|----------------|-----------|------|------|------|------|------|------|------|------|
| FROIs | 7 | 85% | 86% | 86% | 81% | 82% | 84% | 85% | 83% | 84% |
| PAYs | 14 | 87% | 89% | 91% | 90% | 89% | 90% | 89% | 91% | 90% |
| MOPs | 17 | 85% | 89% | 88% | 90% | 88% | 89% | 88% | 90% | 89% |
| NOCs | 14 | 90% | 93% | 94% | 91% | 93% | 92% | 95% | 93% | 93% |

Compliance Benchmark Tracking



II. CAVEATS & EXPLANATIONS

A. General

- Question marks (“?”) within this report indicate that the insurer did not provide all of the data required to measure compliance in that particular area.

B. Lost Time First Report of Injury (FROI) Filings

- Compliance with this benchmark exists when the FROI is filed (accepted EDI transaction, with or without errors) within 7 days after the employer receives notice or knowledge of an employee injury that has caused the employee to lose a day’s work.

C. Initial Indemnity Payments (PAYs)

- Compliance with this benchmark exists when the check is mailed within the later of (i) 14 days after the employer’s notice or knowledge of incapacity or (ii) the first day of compensability plus 6 days.
- If an employer continues to pay the employee’s salary, payments are deemed timely for purposes of compliance if made consistent with the employer’s usual payroll practice.

D. Initial Memorandum of Payment (MOP) Filings

- Compliance with this benchmark exists when the MOP is received within 17 days of the employer’s notice or knowledge of incapacity.

E. Initial Indemnity Notice of Controversy (NOC) Filings

- Compliance with this benchmark exists when the NOC is filed (accepted EDI transaction, with or without errors) within 14 days after the employer receives notice or knowledge of the incapacity or death. Measurement excludes filings submitted with full denial reason codes 3A-3H (No Coverage).

III. COMPLETED AUDITS

The Board conducts compliance audits of insurers to ensure that all obligations under the Workers’ Compensation Act are met. The functions of the audit program include, but are not limited to: ensuring that all reporting requirements of the Board are met, auditing the timeliness of benefit payments, auditing the accuracy of indemnity payments, evaluating claims-handling techniques, and determining whether claims are unreasonably contested.

The following had an audit completed in the 4Q17:

| Auditee (alpha order) | Total Penalties |
|-----------------------|-----------------|
| Meadowbrook Insurance | \$9,800 |
| QBE Insurance | \$4,500 |

LOST TIME FIRST REPORT OF INJURY FILINGS

Chart 1: Timeliness Distribution



Table 1: Received Within

| | | |
|--------------|--------------|-------------|
| 0-7 Days | 2,848 | 84% |
| 8-14 Days | 288 | 8% |
| 15-29 Days | 151 | 4% |
| 30+ Days | 107 | 3% |
| ? Days | 0 | 0% |
| Total | 3,394 | 100% |

*The percentages may not always add to 100% due to rounding

Chart 2: Quarterly Compliance

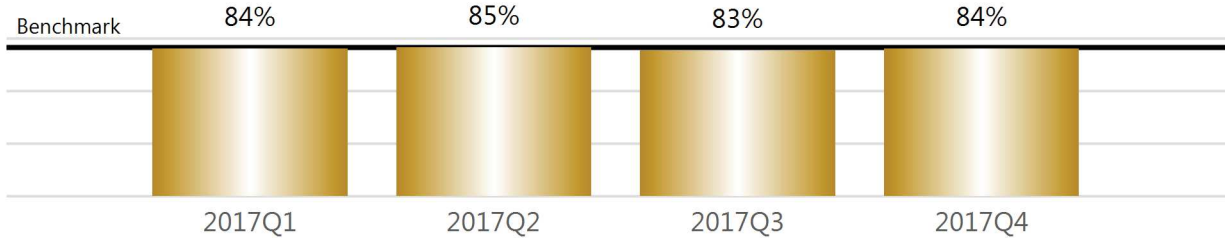
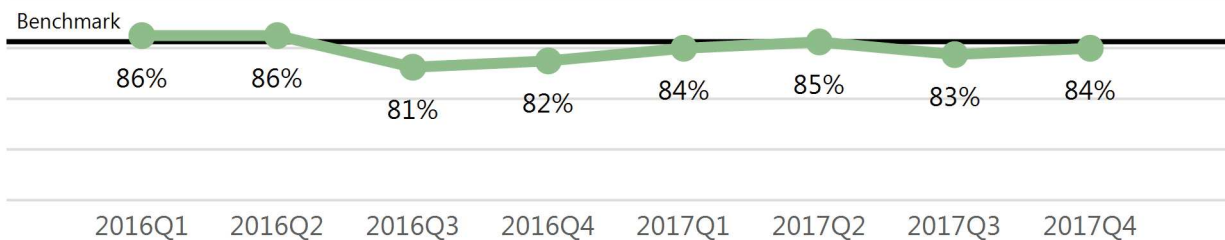


Chart 3: Compliance Trend



INITIAL MEMORANDUM OF PAYMENT FILINGS

Chart 7: Timeliness Distribution

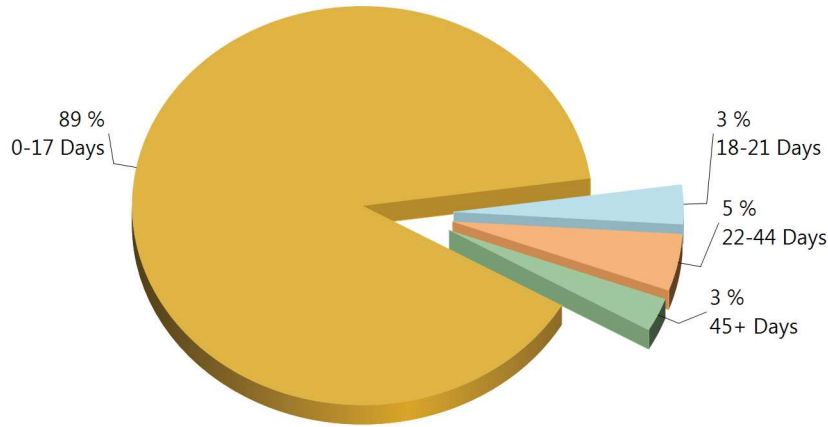


Table 3: Received Within

| | | |
|--------------|------------|-------------|
| 0-17 Days | 756 | 89% |
| 18-21 Days | 27 | 3% |
| 22-44 Days | 39 | 5% |
| 45+ Days | 23 | 3% |
| ? Days | 1 | 0% |
| Total | 846 | 100% |

*The percentages may not always add to 100% due to rounding

Chart 8: Quarterly Compliance

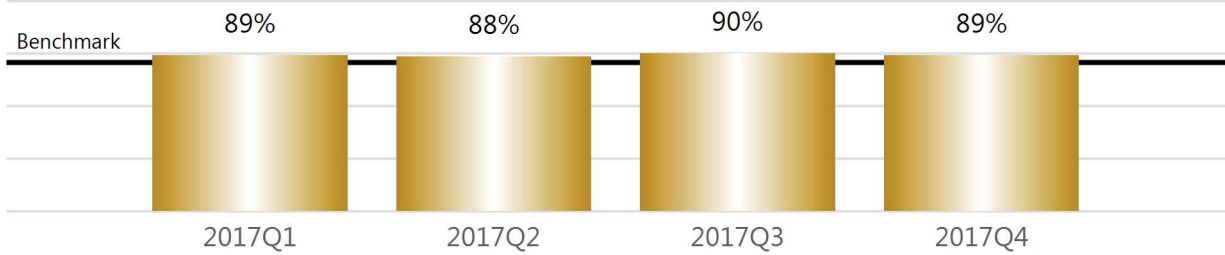
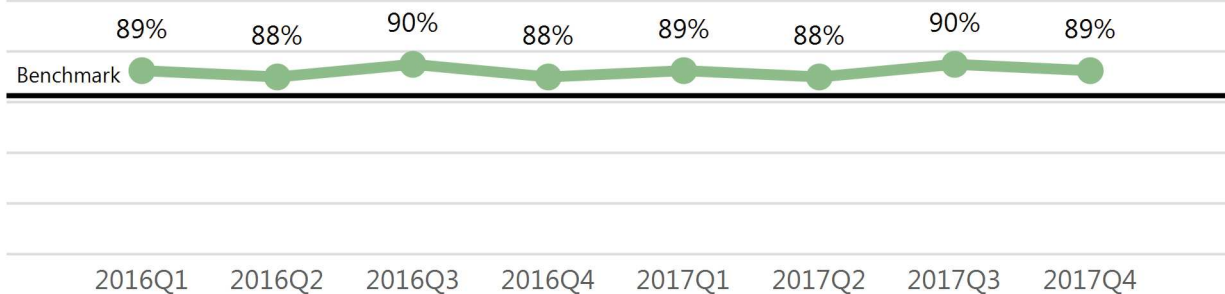


Chart 9: Compliance Trend



INITIAL INDEMNITY PAYMENTS

Chart 4: Timeliness Distribution

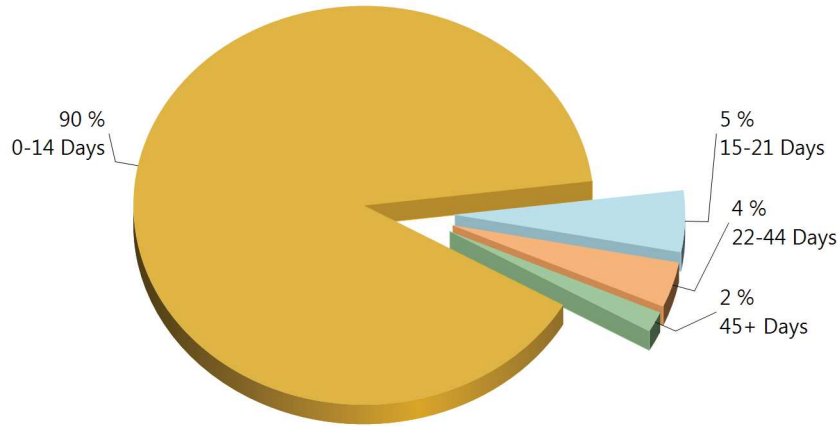


Table 2: Made Within

| | | |
|--------------|------------|-------------|
| 0-14 Days | 758 | 90% |
| 15-21 Days | 42 | 5% |
| 22-44 Days | 31 | 4% |
| 45+ Days | 14 | 2% |
| ? Days | 1 | 0% |
| Total | 846 | 100% |

*The percentages may not always add to 100% due to rounding

Initial indemnity payments are monitored to ensure that payments are initiated within the time limits established in Section 205. As a result of these efforts, \$11,350 was issued to claimants in penalties and there is another \$4,150 in penalties awaiting resolution.

Chart 5: Quarterly Compliance

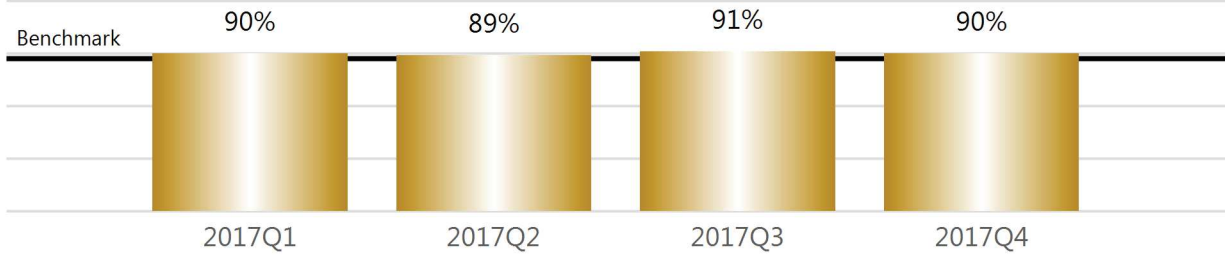
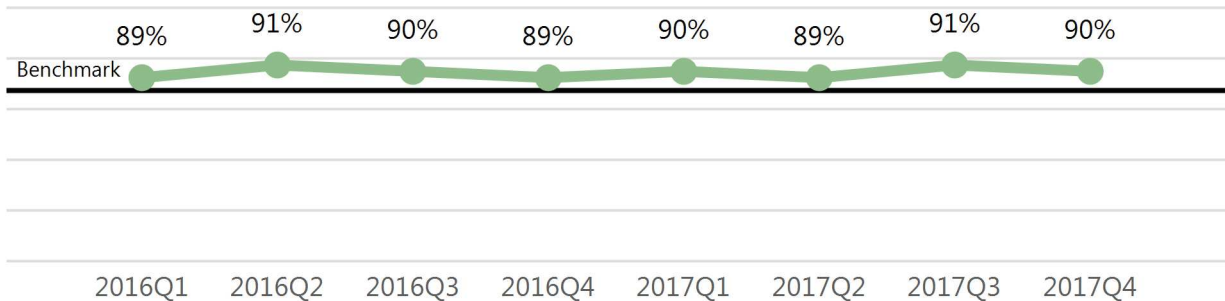


Chart 6: Compliance Trend



INITIAL INDEMNITY NOTICE OF CONTROVERSY FILINGS

Chart 10: Timeliness Distribution

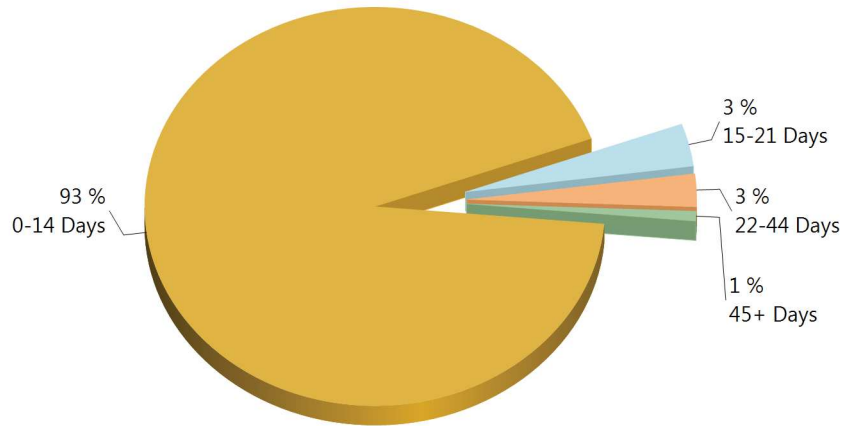


Table 4: Received Within

| | | |
|--------------|------------|-------------|
| 0-14 Days | 698 | 93% |
| 15-21 Days | 26 | 3% |
| 22-44 Days | 20 | 3% |
| 45+ Days | 6 | 1% |
| ? Days | 0 | 0% |
| Total | 750 | 100% |

*The percentages may not always add to 100% due to rounding

Chart 11: Quarterly Compliance

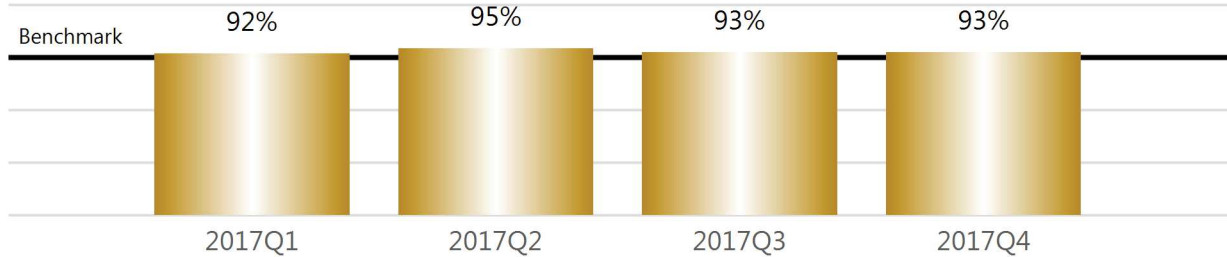
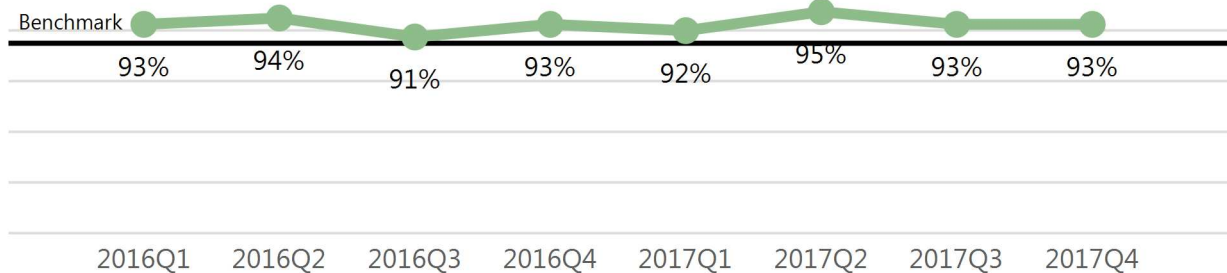


Chart 12: Compliance Trend



WAGE INFORMATION

Wage information (WCB-2 and WCB-2B forms) must be filed within 30 days of an employer's notice or knowledge of a claim for compensation (Title 39-A M.R.S.A. Section 303). This includes both compensated and controverted claims where a claim for compensation has been made.

Chart 13: Wage Statement Timeliness Distribution

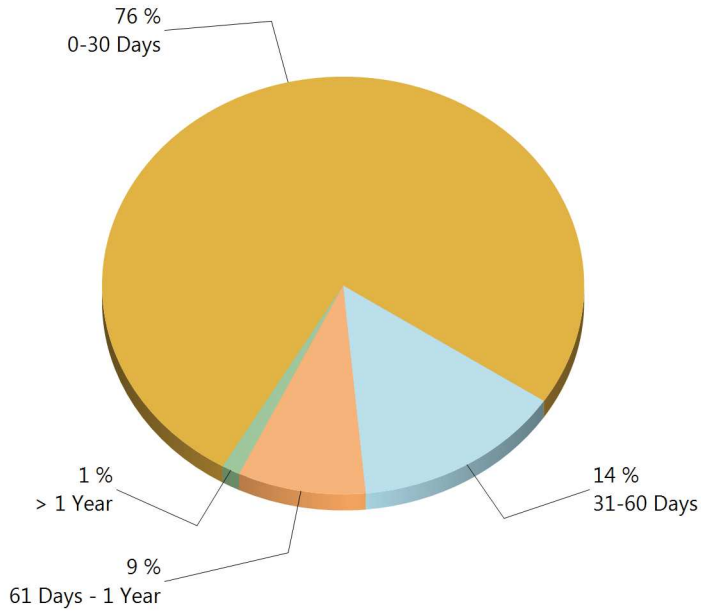


Table 5: Wage Statements Received

| | | |
|------------------|--------------|-------------|
| 0-30 Days | 1,415 | 76% |
| 31-60 Days | 264 | 14% |
| 61 Days - 1 Year | 160 | 9% |
| > 1 Year | 23 | 1% |
| Total | 1,862 | 100% |

Wage Statement(s): 1,497 (71%) of the 2,096 Wage Statement(s) that were due in this quarter were filed timely, 399 (19%) were filed late, and 200 (10%) remain outstanding.

Chart 14: Fringe Benefit Worksheet Timeliness Distribution

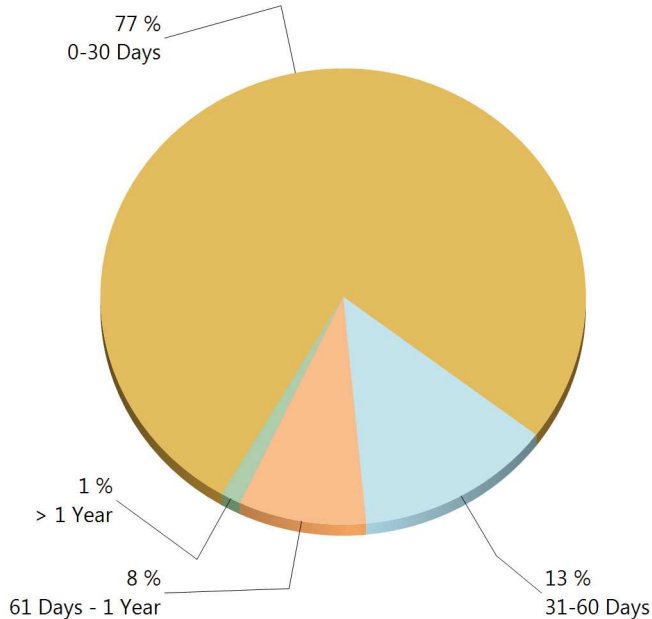


Table 6: Fringe Worksheets Received

| | | |
|------------------|--------------|-------------|
| 0-30 Days | 1,432 | 77% |
| 31-60 Days | 244 | 13% |
| 61 Days - 1 Year | 158 | 8% |
| > 1 Year | 25 | 1% |
| Total | 1,859 | 100% |

Fringe Benefit Worksheet(s): 1,497 (71%) of the 2,096 Fringe Benefit Worksheet(s) due this quarter were filed timely, 370 (18%) were filed late, and 229 (11%) remain outstanding.

Appendix A

Insurance Group Compliance Lost Time FROI Filings and Initial Indemnity Payments

**Fourth Quarter 2017
10/1/2017-12/31/2017**

INSURANCE GROUP COMPLIANCE

Lost Time FROI and Initial Indemnity Payments

Fourth Quarter

10/1/2017 - 12/31/2017

| Insurance Company | Total Lost Time FROIs Filed | Lost Time FROIs Filed Timely | Compliance Percentage | Total Initial Indemnity Payments Made | Initial Indemnity Payments Made Timely | Compliance Percentage |
|--|-----------------------------|------------------------------|-----------------------|---------------------------------------|--|-----------------------|
| ACADIA INSURANCE | FROIs Filed | Timely FROIs | Compliance | Payments Made | Timely Payments | Compliance |
| CA010 ACADIA INSURANCE | 78 | 55 | 71% | 26 | 16 | 62% |
| Total | 78 | 55 | 71% ▼ | 26 | 16 | 62% ▼ |
| ACADIA INSURANCE Group Total | 78 | 55 | 71% ▼ | 26 | 16 | 62% ▼ |
| ACCIDENT FUND INSURANCE | FROIs Filed | Timely FROIs | Compliance | Payments Made | Timely Payments | Compliance |
| ACCIDENT FUND INSURANCE | * | * | * | * | * | * |
| Total | * | * | * | * | * | * |
| ACCIDENT FUND INSURANCE TPA Administered Claims | | | | | | |
| CA190 GALLAGHER BASSETT SERVICES | 1 | 1 | 100% | No Filings | No Filings | No Filings |
| TPA Total | 1 | 1 | 100% ▲ | No Filings | No Filings | No Filings |
| ACCIDENT FUND INSURANCE Group Total | 1 | 1 | 100% ▲ | No Filings | No Filings | No Filings |
| ACUITY MUTUAL INSURANCE | FROIs Filed | Timely FROIs | Compliance | Payments Made | Timely Payments | Compliance |
| CA418 ACUITY MUTUAL INSURANCE | 1 | 1 | 100% | No Filings | No Filings | No Filings |
| Total | 1 | 1 | 100% ▲ | No Filings | No Filings | No Filings |
| ACUITY MUTUAL INSURANCE Group Total | 1 | 1 | 100% ▲ | No Filings | No Filings | No Filings |
| AIG INSURANCE | FROIs Filed | Timely FROIs | Compliance | Payments Made | Timely Payments | Compliance |
| CA015 AIG DOMESTIC CLAIMS | 75 | 63 | 84% | 29 | 25 | 86% |
| Total | 75 | 63 | 84% ▼ | 29 | 25 | 86% ▼ |
| AIG INSURANCE TPA Administered Claims | | | | | | |
| CA100 CLAIMS MANAGEMENT (WALMART) | 54 | 44 | 81% | 8 | 7 | 88% |
| CA160 ESIS | * | * | * | * | * | * |
| CA300 SEDGWICK CLAIMS MANAGEMENT SERVICES | 1 | 1 | 100% | No Filings | No Filings | No Filings |
| TPA Total | 55 | 45 | 82% ▼ | 8 | 7 | 88% ▲ |
| AIG INSURANCE Group Total | 130 | 108 | 83% ▼ | 37 | 32 | 86% ▼ |
| ALTERNATIVE SERVICE CONCEPTS LLC | FROIs Filed | Timely FROIs | Compliance | Payments Made | Timely Payments | Compliance |
| CA012 ALTERNATIVE SERVICE CONCEPTS LLC | 1 | 0 | 0% | 1 | 0 | 0% |
| Total | 1 | 0 | 0% ▼ | 1 | 0 | 0% ▼ |
| ALTERNATIVE SERVICE CONCEPTS LLC Group Total | 1 | 0 | 0% ▼ | 1 | 0 | 0% ▼ |
| AMTRUST INSURANCE | FROIs Filed | Timely FROIs | Compliance | Payments Made | Timely Payments | Compliance |
| CA342 TECHNOLOGY INSURANCE | 4 | 1 | 25% | 2 | 1 | 50% |
| CA381 WESCO INSURANCE | 5 | 1 | 20% | 2 | 2 | 100% |
| Total | 9 | 2 | 22% ▼ | 4 | 3 | 75% ▼ |
| AMTRUST INSURANCE Group Total | 9 | 2 | 22% ▼ | 4 | 3 | 75% ▼ |

INSURANCE GROUP COMPLIANCE

Lost Time FROI and Initial Indemnity Payments

Fourth Quarter

10/1/2017 - 12/31/2017

| Insurance Company | Total Lost Time FROIs Filed | Lost Time FROIs Filed Timely | Compliance Percentage | Total Initial Indemnity Payments Made | Initial Indemnity Payments Made Timely | Compliance Percentage |
|---|-----------------------------|------------------------------|-----------------------|---------------------------------------|--|-----------------------|
| ARCH INSURANCE | FROIs Filed | Timely FROIs | Compliance | Payments Made | Timely Payments | Compliance |
| ARCH INSURANCE | * | * | * | * | * | * |
| Total | * | * | * | * | * | * |
| ARCH INSURANCE TPA Administered Claims | | | | | | |
| CA040 BROADSPIRE SERVICES | 2 | 1 | 50% | 1 | 1 | 100% |
| CA117 COTTINGHAM & BUTLER CLAIMS SERVICES | 6 | 5 | 83% | 2 | 2 | 100% |
| CA190 GALLAGHER BASSETT SERVICES | 6 | 5 | 83% | 5 | 3 | 60% |
| CA204 HELMSMAN MANAGEMENT SERVICES | * | * | * | * | * | * |
| CA300 SEDGWICK CLAIMS MANAGEMENT SERVICES | 8 | 7 | 88% | 1 | 1 | 100% |
| CA340 YORK RISK SERVICES | 3 | 1 | 33% | 1 | 0 | 0% |
| TPA Total | 25 | 19 | 76% ▼ | 10 | 7 | 70% ▼ |
| ARCH INSURANCE Group Total | 25 | 19 | 76% ▼ | 10 | 7 | 70% ▼ |
| BATH IRON WORKS | FROIs Filed | Timely FROIs | Compliance | Payments Made | Timely Payments | Compliance |
| CA036 BATH IRON WORKS | 74 | 73 | 99% | 7 | 7 | 100% |
| Total | 74 | 73 | 99% ▲ | 7 | 7 | 100% ▲ |
| BATH IRON WORKS Group Total | 74 | 73 | 99% ▲ | 7 | 7 | 100% ▲ |
| BERKSHIRE HATHAWAY INSURANCE | FROIs Filed | Timely FROIs | Compliance | Payments Made | Timely Payments | Compliance |
| CA019 AMGUARD INSURANCE | 9 | 3 | 33% | 3 | 1 | 33% |
| CA115 CONTINENTAL INDEMNITY | * | * | * | * | * | * |
| CA140 EASTGUARD INSURANCE | 2 | 2 | 100% | 1 | 1 | 100% |
| CA272 NORGUARD INSURANCE | 2 | 1 | 50% | No Filings | No Filings | No Filings |
| CA293 REDWOOD FIRE AND CASUALTY INSURANCE | * | * | * | * | * | * |
| Total | 13 | 6 | 46% ▼ | 4 | 2 | 50% ▼ |
| BERKSHIRE HATHAWAY INSURANCE Group Total | 13 | 6 | 46% ▼ | 4 | 2 | 50% ▼ |
| BROADSPIRE SERVICES | FROIs Filed | Timely FROIs | Compliance | Payments Made | Timely Payments | Compliance |
| CA040 BROADSPIRE SERVICES | 10 | 8 | 80% | 4 | 4 | 100% |
| Total | 10 | 8 | 80% ▼ | 4 | 4 | 100% ▲ |
| BROADSPIRE SERVICES Group Total | 10 | 8 | 80% ▼ | 4 | 4 | 100% ▲ |
| CANNON COCHRAN MANAGEMENT SERVICES | FROIs Filed | Timely FROIs | Compliance | Payments Made | Timely Payments | Compliance |
| CA070 CANNON COCHRAN MANAGEMENT SERVICES | 130 | 108 | 83% | 42 | 37 | 88% |
| Total | 130 | 108 | 83% ▼ | 42 | 37 | 88% ▲ |
| CANNON COCHRAN MANAGEMENT SERVICES Group Total | 130 | 108 | 83% ▼ | 42 | 37 | 88% ▲ |
| CHEROKEE INSURANCE | FROIs Filed | Timely FROIs | Compliance | Payments Made | Timely Payments | Compliance |
| CA044 CHEROKEE INSURANCE | 1 | 0 | 0% | No Filings | No Filings | No Filings |
| Total | 1 | 0 | 0% ▼ | No Filings | No Filings | No Filings |
| CHEROKEE INSURANCE Group Total | 1 | 0 | 0% ▼ | No Filings | No Filings | No Filings |

INSURANCE GROUP COMPLIANCE
Lost Time FROI and Initial Indemnity Payments
Fourth Quarter
10/1/2017 - 12/31/2017

| Insurance Company | Total Lost Time FROIs Filed | Lost Time FROIs Filed Timely | Compliance Percentage | Total Initial Indemnity Payments Made | Initial Indemnity Payments Made Timely | Compliance Percentage |
|--|-----------------------------|------------------------------|-----------------------|---------------------------------------|--|-----------------------|
| CHUBB INSURANCE | FROIs Filed | Timely FROIs | Compliance | Payments Made | Timely Payments | Compliance |
| ACE INSURANCE | * | * | * | * | * | * |
| CA046 CHUBB INSURANCE | * | * | * | * | * | * |
| Total | * | * | * | * | * | * |
| CHUBB INSURANCE TPA Administered Claims | | | | | | |
| CA040 BROADSPIRE SERVICES | 3 | 3 | 100% | No Filings | No Filings | No Filings |
| CA070 CANNON COCHRAN MANAGEMENT SERVICES | 3 | 3 | 100% | 1 | 1 | 100% |
| CA110 CONSTITUTION STATE SERVICES | 11 | 6 | 55% | 5 | 3 | 60% |
| CA116 CORVEL ENTERPRISE COMP | 6 | 1 | 17% | 2 | 2 | 100% |
| CA160 ESIS | 14 | 10 | 71% | 4 | 2 | 50% |
| CA190 GALLAGHER BASSETT SERVICES | 35 | 26 | 74% | 18 | 12 | 67% |
| CA204 HELMSMAN MANAGEMENT SERVICES | 2 | 1 | 50% | 1 | 1 | 100% |
| CA300 SEDGWICK CLAIMS MANAGEMENT SERVICES | 78 | 73 | 94% | 14 | 14 | 100% |
| CA340 YORK RISK SERVICES | 3 | 2 | 67% | No Filings | No Filings | No Filings |
| TPA Total | 155 | 125 | 81% ▼ | 45 | 35 | 78% ▼ |
| CHUBB INSURANCE Group Total | 155 | 125 | 81% ▼ | 45 | 35 | 78% ▼ |
| CHURCH MUTUAL INSURANCE | FROIs Filed | Timely FROIs | Compliance | Payments Made | Timely Payments | Compliance |
| CA084 CHURCH MUTUAL INSURANCE | * | * | * | * | * | * |
| Total | * | * | * | * | * | * |
| CHURCH MUTUAL INSURANCE Group Total | * | * | * | * | * | * |
| CIANBRO CORPORATION | FROIs Filed | Timely FROIs | Compliance | Payments Made | Timely Payments | Compliance |
| CA085 CIANBRO CORPORATION | * | * | * | * | * | * |
| Total | * | * | * | * | * | * |
| CIANBRO CORPORATION Group Total | * | * | * | * | * | * |
| CLAIMS MANAGEMENT (WALMART) | FROIs Filed | Timely FROIs | Compliance | Payments Made | Timely Payments | Compliance |
| CA100 CLAIMS MANAGEMENT (WALMART) | 54 | 44 | 81% | 8 | 7 | 88% |
| Total | 54 | 44 | 81% ▼ | 8 | 7 | 88% ▲ |
| CLAIMS MANAGEMENT (WALMART) Group Total | 54 | 44 | 81% ▼ | 8 | 7 | 88% ▲ |

INSURANCE GROUP COMPLIANCE

Lost Time FROI and Initial Indemnity Payments

Fourth Quarter

10/1/2017 - 12/31/2017

| Insurance Company | Total Lost Time FROIs Filed | Lost Time FROIs Filed Timely | Compliance Percentage | Total Initial Indemnity Payments Made | Initial Indemnity Payments Made Timely | Compliance Percentage |
|--|-----------------------------|------------------------------|-----------------------|---------------------------------------|--|-----------------------|
| CNA INSURANCE | FROIs Filed | Timely FROIs | Compliance | Payments Made | Timely Payments | Compliance |
| CA017 AMERICAN CASUALTY COMPANY OF READING PA | * | * | * | * | * | * |
| CA083 CNA CLAIMS PLUS | * | * | * | * | * | * |
| CA050 CONTINENTAL CASUALTY | 4 | 4 | 100% | 1 | 1 | 100% |
| CA314 TRANSPORTATION INSURANCE | 1 | 1 | 100% | 1 | 1 | 100% |
| CA329 VALLEY FORGE INSURANCE COMPANY | * | * | * | * | * | * |
| Total | 5 | 5 | 100% ▲ | 2 | 2 | 100% ▲ |
| CNA INSURANCE TPA Administered Claims | | | | | | |
| CA190 GALLAGHER BASSETT SERVICES | * | * | * | * | * | * |
| TPA Total | * | * | * | * | * | * |
| CNA INSURANCE Group Total | 5 | 5 | 100% ▲ | 2 | 2 | 100% ▲ |
| CONSTITUTION STATE SERVICES | FROIs Filed | Timely FROIs | Compliance | Payments Made | Timely Payments | Compliance |
| CA110 CONSTITUTION STATE SERVICES | 12 | 6 | 50% | 5 | 3 | 60% |
| Total | 12 | 6 | 50% ▼ | 5 | 3 | 60% ▼ |
| CONSTITUTION STATE SERVICES Group Total | 12 | 6 | 50% ▼ | 5 | 3 | 60% ▼ |
| CORVEL ENTERPRISE COMP | FROIs Filed | Timely FROIs | Compliance | Payments Made | Timely Payments | Compliance |
| CA116 CORVEL ENTERPRISE COMP | 15 | 3 | 20% | 2 | 2 | 100% |
| Total | 15 | 3 | 20% ▼ | 2 | 2 | 100% ▲ |
| CORVEL ENTERPRISE COMP Group Total | 15 | 3 | 20% ▼ | 2 | 2 | 100% ▲ |
| COTTINGHAM & BUTLER CLAIMS SERVICES | FROIs Filed | Timely FROIs | Compliance | Payments Made | Timely Payments | Compliance |
| CA117 COTTINGHAM & BUTLER CLAIMS SERVICES | 7 | 5 | 71% | 2 | 2 | 100% |
| Total | 7 | 5 | 71% ▼ | 2 | 2 | 100% ▲ |
| COTTINGHAM & BUTLER CLAIMS SERVICES Group Total | 7 | 5 | 71% ▼ | 2 | 2 | 100% ▲ |
| CROSS INSURANCE | FROIs Filed | Timely FROIs | Compliance | Payments Made | Timely Payments | Compliance |
| CA093 CROSS INSURANCE | 319 | 302 | 95% | 26 | 24 | 92% |
| Total | 319 | 302 | 95% ▲ | 26 | 24 | 92% ▲ |
| CROSS INSURANCE Group Total | 319 | 302 | 95% ▲ | 26 | 24 | 92% ▲ |
| EASTERN ALLIANCE INSURANCE | FROIs Filed | Timely FROIs | Compliance | Payments Made | Timely Payments | Compliance |
| CA141 EASTERN ALLIANCE INSURANCE | 7 | 6 | 86% | 3 | 3 | 100% |
| Total | 7 | 6 | 86% ▲ | 3 | 3 | 100% ▲ |
| EASTERN ALLIANCE INSURANCE Group Total | 7 | 6 | 86% ▲ | 3 | 3 | 100% ▲ |

INSURANCE GROUP COMPLIANCE

Lost Time FROI and Initial Indemnity Payments

Fourth Quarter

10/1/2017 - 12/31/2017

| Insurance Company | Total Lost Time FROIs Filed | Lost Time FROIs Filed Timely | Compliance Percentage | Total Initial Indemnity Payments Made | Initial Indemnity Payments Made Timely | Compliance Percentage |
|---|-----------------------------|------------------------------|-----------------------|---------------------------------------|--|-----------------------|
| ELECTRIC INSURANCE | FROIs Filed | Timely FROIs | Compliance | Payments Made | Timely Payments | Compliance |
| CA150 ELECTRIC INSURANCE | * | * | * | * | * | * |
| Total | * | * | * | * | * | * |
| ELECTRIC INSURANCE TPA Administered Claims | | | | | | |
| CA300 SEDGWICK CLAIMS MANAGEMENT SERVICES | 6 | 6 | 100% | No Filings | No Filings | No Filings |
| TPA Total | 6 | 6 | 100% ▲ | No Filings | No Filings | No Filings |
| ELECTRIC INSURANCE Group Total | 6 | 6 | 100% ▲ | No Filings | No Filings | No Filings |
| ESIS | FROIs Filed | Timely FROIs | Compliance | Payments Made | Timely Payments | Compliance |
| CA160 ESIS | 19 | 13 | 68% | 5 | 2 | 40% |
| Total | 19 | 13 | 68% ▼ | 5 | 2 | 40% ▼ |
| ESIS Group Total | 19 | 13 | 68% ▼ | 5 | 2 | 40% ▼ |
| EVEREST REINS HOLDINGS GROUP | FROIs Filed | Timely FROIs | Compliance | Payments Made | Timely Payments | Compliance |
| EVEREST REINS HOLDINGS | * | * | * | * | * | * |
| Total | * | * | * | * | * | * |
| EVEREST REINS HOLDINGS GROUP TPA Administered Claims | | | | | | |
| CA190 GALLAGHER BASSETT SERVICES | * | * | * | * | * | * |
| CA300 SEDGWICK CLAIMS MANAGEMENT SERVICES | 2 | 0 | 0% | No Filings | No Filings | No Filings |
| TPA Total | 2 | 0 | 0% ▼ | No Filings | No Filings | No Filings |
| EVEREST REINS HOLDINGS GROUP Group Total | 2 | 0 | 0% ▼ | No Filings | No Filings | No Filings |
| FEDERATED MUTUAL INSURANCE | FROIs Filed | Timely FROIs | Compliance | Payments Made | Timely Payments | Compliance |
| CA091 FEDERATED MUTUAL INSURANCE | 4 | 0 | 0% | 4 | 2 | 50% |
| CA092 FEDERATED SERVICE INSURANCE | 2 | 2 | 100% | 1 | 1 | 100% |
| Total | 6 | 2 | 33% ▼ | 5 | 3 | 60% ▼ |
| FEDERATED MUTUAL INSURANCE Group Total | 6 | 2 | 33% ▼ | 5 | 3 | 60% ▼ |
| FIREMAN'S FUND INSURANCE | FROIs Filed | Timely FROIs | Compliance | Payments Made | Timely Payments | Compliance |
| CA170 FIREMAN'S FUND INSURANCE | * | * | * | * | * | * |
| Total | * | * | * | * | * | * |
| FIREMAN'S FUND INSURANCE Group Total | * | * | * | * | * | * |
| FRANKENMUTH INSURANCE | FROIs Filed | Timely FROIs | Compliance | Payments Made | Timely Payments | Compliance |
| CA095 FRANKENMUTH INSURANCE | * | * | * | * | * | * |
| CA274 PATRIOT INSURANCE | * | * | * | * | * | * |
| Total | * | * | * | * | * | * |
| FRANKENMUTH INSURANCE Group Total | * | * | * | * | * | * |

INSURANCE GROUP COMPLIANCE

Lost Time FROI and Initial Indemnity Payments

Fourth Quarter

10/1/2017 - 12/31/2017

| Insurance Company | Total Lost Time FROIs Filed | Lost Time FROIs Filed Timely | Compliance Percentage | Total Initial Indemnity Payments Made | Initial Indemnity Payments Made Timely | Compliance Percentage |
|---|-----------------------------|------------------------------|-----------------------|---------------------------------------|--|-----------------------|
| FUTURECOMP | FROIs Filed | Timely FROIs | Compliance | Payments Made | Timely Payments | Compliance |
| CA175 FUTURECOMP | 63 | 61 | 97% | 16 | 13 | 81% |
| Total | 63 | 61 | 97% ▲ | 16 | 13 | 81% ▼ |
| FUTURECOMP Group Total | 63 | 61 | 97% ▲ | 16 | 13 | 81% ▼ |
| GALLAGHER BASSETT SERVICES | FROIs Filed | Timely FROIs | Compliance | Payments Made | Timely Payments | Compliance |
| CA190 GALLAGHER BASSETT SERVICES | 88 | 70 | 80% | 41 | 28 | 68% |
| Total | 88 | 70 | 80% ▼ | 41 | 28 | 68% ▼ |
| GALLAGHER BASSETT SERVICES Group Total | 88 | 70 | 80% ▼ | 41 | 28 | 68% ▼ |
| GREAT AMERICAN INSURANCE | FROIs Filed | Timely FROIs | Compliance | Payments Made | Timely Payments | Compliance |
| CA193 GREAT AMERICAN INSURANCE | 1 | 0 | 0% | No Filings | No Filings | No Filings |
| Total | 1 | 0 | 0% ▼ | No Filings | No Filings | No Filings |
| GREAT AMERICAN INSURANCE TPA Administered Claims | | | | | | |
| CA323 THE AMERICAN EQUITY UNDERWRITERS | 1 | 1 | 100% | No Filings | No Filings | No Filings |
| TPA Total | 1 | 1 | 100% ▲ | No Filings | No Filings | No Filings |
| GREAT AMERICAN INSURANCE Group Total | 2 | 1 | 50% ▼ | No Filings | No Filings | No Filings |
| GREAT FALLS INSURANCE | FROIs Filed | Timely FROIs | Compliance | Payments Made | Timely Payments | Compliance |
| GREAT FALLS INSURANCE | * | * | * | * | * | * |
| Total | * | * | * | * | * | * |
| GREAT FALLS INSURANCE TPA Administered Claims | | | | | | |
| CA070 CANNON COCHRAN MANAGEMENT SERVICES | 61 | 47 | 77% | 22 | 20 | 91% |
| TPA Total | 61 | 47 | 77% ▼ | 22 | 20 | 91% ▲ |
| GREAT FALLS INSURANCE Group Total | 61 | 47 | 77% ▼ | 22 | 20 | 91% ▲ |
| HANNAFORD BROTHERS | FROIs Filed | Timely FROIs | Compliance | Payments Made | Timely Payments | Compliance |
| CA201 HANNAFORD BROTHERS | 39 | 27 | 69% | 20 | 16 | 80% |
| Total | 39 | 27 | 69% ▼ | 20 | 16 | 80% ▼ |
| HANNAFORD BROTHERS Group Total | 39 | 27 | 69% ▼ | 20 | 16 | 80% ▼ |
| HANNOVER INSURANCE | FROIs Filed | Timely FROIs | Compliance | Payments Made | Timely Payments | Compliance |
| HANNOVER INSURANCE | * | * | * | * | * | * |
| Total | * | * | * | * | * | * |
| HANNOVER INSURANCE TPA Administered Claims | | | | | | |
| CA340 YORK RISK SERVICES | 3 | 2 | 67% | 2 | 1 | 50% |
| TPA Total | 3 | 2 | 67% ▼ | 2 | 1 | 50% ▼ |
| HANNOVER INSURANCE Group Total | 3 | 2 | 67% ▼ | 2 | 1 | 50% ▼ |

INSURANCE GROUP COMPLIANCE
 Lost Time FROI and Initial Indemnity Payments
 Fourth Quarter
 10/1/2017 - 12/31/2017

| Insurance Company | Total Lost Time FROIs Filed | Lost Time FROIs Filed Timely | Compliance Percentage | Total Initial Indemnity Payments Made | Initial Indemnity Payments Made Timely | Compliance Percentage |
|---|-----------------------------|------------------------------|-----------------------|---------------------------------------|--|-----------------------|
| HANOVER INSURANCE | FROIs Filed | Timely FROIs | Compliance | Payments Made | Timely Payments | Compliance |
| CA428 ALLMERICA FINANCIAL BENEFIT INSURANCE | * | * | * | * | * | * |
| CA048 CITIZENS INSURANCE COMPANY OF AMERICA | 9 | 5 | 56% | No Filings | No Filings | No Filings |
| CA429 HANOVER AMERICAN INSURANCE | * | * | * | * | * | * |
| CA202 HANOVER INSURANCE | 8 | 5 | 63% | 1 | 1 | 100% |
| CA228 MASSACHUSETTS BAY INSURANCE | * | * | * | * | * | * |
| Total | 17 | 10 | 59% ▼ | 1 | 1 | 100% ▲ |
| HANOVER INSURANCE Group Total | 17 | 10 | 59% ▼ | 1 | 1 | 100% ▲ |
| HARTFORD INSURANCE | FROIs Filed | Timely FROIs | Compliance | Payments Made | Timely Payments | Compliance |
| CA188 HARTFORD ACCIDENT & INDEMNITY | 3 | 3 | 100% | No Filings | No Filings | No Filings |
| CA185 HARTFORD CASUALTY INSURANCE | 5 | 3 | 60% | 4 | 3 | 75% |
| CA203 HARTFORD FIRE INSURANCE | 4 | 4 | 100% | 2 | 2 | 100% |
| CA186 HARTFORD INSURANCE COMPANY OF THE MIDWEST | * | * | * | * | * | * |
| CA187 HARTFORD UNDERWRITERS INSURANCE | 8 | 6 | 75% | 2 | 2 | 100% |
| CA288 PROPERTY & CASUALTY INSURANCE COMPANY OF HARTFORD | 10 | 7 | 70% | 4 | 3 | 75% |
| CA296 SENTINEL INSURANCE | 1 | 1 | 100% | No Filings | No Filings | No Filings |
| CA319 TRUMBULL INSURANCE | 11 | 8 | 73% | 4 | 4 | 100% |
| CA321 TWIN CITY FIRE INSURANCE | 1 | 1 | 100% | No Filings | No Filings | No Filings |
| Total | 43 | 33 | 77% ▼ | 16 | 14 | 88% ▲ |
| HARTFORD INSURANCE TPA Administered Claims | FROIs Filed | Timely FROIs | Compliance | Payments Made | Timely Payments | Compliance |
| CA040 BROADSPIRE SERVICES | * | * | * | * | * | * |
| CA070 CANNON COCHRAN MANAGEMENT SERVICES | 1 | 1 | 100% | 1 | 1 | 100% |
| CA116 CORVEL ENTERPRISE COMP | 4 | 2 | 50% | No Filings | No Filings | No Filings |
| CA190 GALLAGHER BASSETT SERVICES | 1 | 1 | 100% | No Filings | No Filings | No Filings |
| CA300 SEDGWICK CLAIMS MANAGEMENT SERVICES | 4 | 3 | 75% | No Filings | No Filings | No Filings |
| CA280 TRISTAR RISK ENTERPRISE MANAGEMENT | * | * | * | * | * | * |
| CA340 YORK RISK SERVICES | * | * | * | * | * | * |
| TPA Total | 10 | 7 | 70% ▼ | 1 | 1 | 100% ▲ |
| HARTFORD INSURANCE Group Total | 53 | 40 | 75% ▼ | 17 | 15 | 88% ▲ |
| HELMSMAN MANAGEMENT SERVICES | FROIs Filed | Timely FROIs | Compliance | Payments Made | Timely Payments | Compliance |
| CA204 HELMSMAN MANAGEMENT SERVICES | 13 | 2 | 15% | 4 | 3 | 75% |
| Total | 13 | 2 | 15% ▼ | 4 | 3 | 75% ▼ |
| HELMSMAN MANAGEMENT SERVICES Group Total | 13 | 2 | 15% ▼ | 4 | 3 | 75% ▼ |

INSURANCE GROUP COMPLIANCE
 Lost Time FROI and Initial Indemnity Payments
 Fourth Quarter
 10/1/2017 - 12/31/2017

| Insurance Company | Total Lost Time FROIs Filed | Lost Time FROIs Filed Timely | Compliance Percentage | Total Initial Indemnity Payments Made | Initial Indemnity Payments Made Timely | Compliance Percentage |
|---|-----------------------------|------------------------------|-----------------------|---------------------------------------|--|-----------------------|
| LIBERTY MUTUAL INSURANCE | FROIs Filed | Timely FROIs | Compliance | Payments Made | Timely Payments | Compliance |
| CA003 AMERICAN FIRE & CASUALTY INSURANCE | 3 | 2 | 67% | No Filings | No Filings | No Filings |
| CA380 EMPLOYERS INSURANCE OF WAUSAU | 2 | 2 | 100% | 1 | 1 | 100% |
| CA162 EXCELSIOR INSURANCE | * | * | * | * | * | * |
| CA210 LIBERTY MUTUAL INSURANCE | 48 | 42 | 88% | 18 | 14 | 78% |
| CA406 OHIO CASUALTY INSURANCE | 1 | 0 | 0% | No Filings | No Filings | No Filings |
| CA407 OHIO SECURITY INSURANCE | 9 | 5 | 56% | 2 | 0 | 0% |
| CA283 PEERLESS INDEMNITY INSURANCE | 6 | 6 | 100% | 1 | 1 | 100% |
| CA275 PEERLESS INSURANCE | 3 | 2 | 67% | 1 | 1 | 100% |
| CA309 THE NETHERLANDS INSURANCE | 2 | 2 | 100% | 1 | 1 | 100% |
| CA408 WEST AMERICAN INSURANCE | 1 | 0 | 0% | No Filings | No Filings | No Filings |
| Total | 75 | 61 | 81% ▼ | 24 | 18 | 75% ▼ |
| LIBERTY MUTUAL INSURANCE Group Total | 75 | 61 | 81% ▼ | 24 | 18 | 75% ▼ |
| MACY'S CORPORATE SERVICES | FROIs Filed | Timely FROIs | Compliance | Payments Made | Timely Payments | Compliance |
| CA213 MACY'S CORPORATE SERVICES | 1 | 1 | 100% | No Filings | No Filings | No Filings |
| Total | 1 | 1 | 100% ▲ | No Filings | No Filings | No Filings |
| MACY'S CORPORATE SERVICES Group Total | 1 | 1 | 100% ▲ | No Filings | No Filings | No Filings |
| MAINE AUTOMOBILE DEALERS ASSOCIATION | FROIs Filed | Timely FROIs | Compliance | Payments Made | Timely Payments | Compliance |
| CA220 MAINE AUTOMOBILE DEALERS ASSOCIATION | 41 | 37 | 90% | 9 | 8 | 89% |
| Total | 41 | 37 | 90% ▲ | 9 | 8 | 89% ▲ |
| MAINE AUTOMOBILE DEALERS ASSOCIATION Group Total | 41 | 37 | 90% ▲ | 9 | 8 | 89% ▲ |
| MAINE EMPLOYERS' MUTUAL INSURANCE | FROIs Filed | Timely FROIs | Compliance | Payments Made | Timely Payments | Compliance |
| CA260 MAINE EMPLOYERS' MUTUAL INSURANCE | 1304 | 1062 | 81% | 322 | 307 | 95% |
| Total | 1304 | 1062 | 81% ▼ | 322 | 307 | 95% ▲ |
| MAINE EMPLOYERS' MUTUAL INSURANCE Group Total | 1304 | 1062 | 81% ▼ | 322 | 307 | 95% ▲ |
| MAINE HEALTHCARE ASSOCIATION | FROIs Filed | Timely FROIs | Compliance | Payments Made | Timely Payments | Compliance |
| CA234 MAINE HEALTHCARE ASSOCIATION | 31 | 30 | 97% | 3 | 3 | 100% |
| Total | 31 | 30 | 97% ▲ | 3 | 3 | 100% ▲ |
| MAINE HEALTHCARE ASSOCIATION Group Total | 31 | 30 | 97% ▲ | 3 | 3 | 100% ▲ |
| MAINE MOTOR TRANSPORT ASSOCIATION | FROIs Filed | Timely FROIs | Compliance | Payments Made | Timely Payments | Compliance |
| CA230 MAINE MOTOR TRANSPORT ASSOCIATION | 43 | 42 | 98% | 9 | 9 | 100% |
| Total | 43 | 42 | 98% ▲ | 9 | 9 | 100% ▲ |
| MAINE MOTOR TRANSPORT ASSOCIATION Group Total | 43 | 42 | 98% ▲ | 9 | 9 | 100% ▲ |

INSURANCE GROUP COMPLIANCE

Lost Time FROI and Initial Indemnity Payments

Fourth Quarter

10/1/2017 - 12/31/2017

| Insurance Company | Total Lost Time FROIs Filed | Lost Time FROIs Filed Timely | Compliance Percentage | Total Initial Indemnity Payments Made | Initial Indemnity Payments Made Timely | Compliance Percentage |
|--|-----------------------------|------------------------------|-----------------------|---------------------------------------|--|-----------------------|
| MAINE MUNICIPAL ASSOCIATION | FROIs Filed | Timely FROIs | Compliance | Payments Made | Timely Payments | Compliance |
| CA225 MAINE MUNICIPAL ASSOCIATION | 197 | 183 | 93% | 49 | 49 | 100% |
| Total | 197 | 183 | 93% ▲ | 49 | 49 | 100% ▲ |
| MAINE MUNICIPAL ASSOCIATION Group Total | 197 | 183 | 93% ▲ | 49 | 49 | 100% ▲ |
| MAINE SCHOOL MANAGEMENT ASSOCIATION | FROIs Filed | Timely FROIs | Compliance | Payments Made | Timely Payments | Compliance |
| CA250 MAINE SCHOOL MANAGEMENT ASSOCIATION | 92 | 89 | 97% | 30 | 29 | 97% |
| Total | 92 | 89 | 97% ▲ | 30 | 29 | 97% ▲ |
| MAINE SCHOOL MANAGEMENT ASSOCIATION Group Total | 92 | 89 | 97% ▲ | 30 | 29 | 97% ▲ |
| MEADOWBROOK INSURANCE | FROIs Filed | Timely FROIs | Compliance | Payments Made | Timely Payments | Compliance |
| CA255 MEADOWBROOK INSURANCE | 3 | 1 | 33% | 2 | 2 | 100% |
| Total | 3 | 1 | 33% ▼ | 2 | 2 | 100% ▲ |
| MEADOWBROOK INSURANCE Group Total | 3 | 1 | 33% ▼ | 2 | 2 | 100% ▲ |
| NATIONAL INTERSTATE INSURANCE | FROIs Filed | Timely FROIs | Compliance | Payments Made | Timely Payments | Compliance |
| CA267 NATIONAL INTERSTATE INSURANCE COMPANY | * | * | * | * | * | * |
| Total | * | * | * | * | * | * |
| NATIONAL INTERSTATE INSURANCE Group Total | * | * | * | * | * | * |
| NATIONWIDE INSURANCE | FROIs Filed | Timely FROIs | Compliance | Payments Made | Timely Payments | Compliance |
| CA289 NATIONAL CASUALTY | * | * | * | * | * | * |
| CA291 NATIONWIDE AGRIBUSINESS INSURANCE | 1 | 1 | 100% | 1 | 1 | 100% |
| Total | 1 | 1 | 100% ▲ | 1 | 1 | 100% ▲ |
| NATIONWIDE INSURANCE Group Total | 1 | 1 | 100% ▲ | 1 | 1 | 100% ▲ |
| NGM INSURANCE | FROIs Filed | Timely FROIs | Compliance | Payments Made | Timely Payments | Compliance |
| CA265 NGM INSURANCE | 2 | 0 | 0% | 1 | 0 | 0% |
| Total | 2 | 0 | 0% ▼ | 1 | 0 | 0% ▼ |
| NGM INSURANCE Group Total | 2 | 0 | 0% ▼ | 1 | 0 | 0% ▼ |
| NORTH RIVER INSURANCE | FROIs Filed | Timely FROIs | Compliance | Payments Made | Timely Payments | Compliance |
| CA257 NORTH RIVER INSURANCE | * | * | * | * | * | * |
| Total | * | * | * | * | * | * |
| NORTH RIVER INSURANCE TPA Administered Claims | FROIs Filed | Timely FROIs | Compliance | Payments Made | Timely Payments | Compliance |
| CA040 BROADSPIRE SERVICES | 1 | 1 | 100% | 2 | 2 | 100% |
| TPA Total | 1 | 1 | 100% ▲ | 2 | 2 | 100% ▲ |
| NORTH RIVER INSURANCE Group Total | 1 | 1 | 100% ▲ | 2 | 2 | 100% ▲ |

INSURANCE GROUP COMPLIANCE

Lost Time FROI and Initial Indemnity Payments

Fourth Quarter

10/1/2017 - 12/31/2017

| Insurance Company | Total Lost Time FROIs Filed | Lost Time FROIs Filed Timely | Compliance Percentage | Total Initial Indemnity Payments Made | Initial Indemnity Payments Made Timely | Compliance Percentage |
|---|-----------------------------|------------------------------|-----------------------|---------------------------------------|--|-----------------------|
| OLD REPUBLIC INSURANCE | FROIs Filed | Timely FROIs | Compliance | Payments Made | Timely Payments | Compliance |
| OLD REPUBLIC GENERAL INSURANCE CORP. | * | * | * | * | * | * |
| OLD REPUBLIC INSURANCE | * | * | * | * | * | * |
| Total | * | * | * | * | * | * |
| OLD REPUBLIC INSURANCE TPA Administered Claims | | | | | | |
| CA070 CANNON COCHRAN MANAGEMENT SERVICES | 8 | 6 | 75% | No Filings | No Filings | No Filings |
| CA110 CONSTITUTION STATE SERVICES | 1 | 0 | 0% | No Filings | No Filings | No Filings |
| CA116 CORVEL ENTERPRISE COMP | * | * | * | * | * | * |
| CA160 ESIS | 1 | 1 | 100% | No Filings | No Filings | No Filings |
| CA190 GALLAGHER BASSETT SERVICES | 5 | 4 | 80% | 2 | 2 | 100% |
| CA300 SEDGWICK CLAIMS MANAGEMENT SERVICES | 4 | 4 | 100% | 2 | 2 | 100% |
| CA280 TRISTAR RISK ENTERPRISE MANAGEMENT | No Filings | No Filings | No Filings | 1 | 1 | 100% |
| TPA Total | 19 | 15 | 79% ▼ | 5 | 5 | 100% ▲ |
| OLD REPUBLIC INSURANCE Group Total | 19 | 15 | 79% ▼ | 5 | 5 | 100% ▲ |
| PENNSYLVANIA MFG ASSN | FROIs Filed | Timely FROIs | Compliance | Payments Made | Timely Payments | Compliance |
| PENNSYLVANIA MFG ASSN | * | * | * | * | * | * |
| Total | * | * | * | * | * | * |
| PENNSYLVANIA MFG ASSN TPA Administered Claims | | | | | | |
| CA190 GALLAGHER BASSETT SERVICES | 8 | 7 | 88% | 1 | 0 | 0% |
| CA323 THE AMERICAN EQUITY UNDERWRITERS | 2 | 1 | 50% | No Filings | No Filings | No Filings |
| TPA Total | 10 | 8 | 80% ▼ | 1 | 0 | 0% ▼ |
| PENNSYLVANIA MFG ASSN Group Total | 10 | 8 | 80% ▼ | 1 | 0 | 0% ▼ |
| PROTECTIVE INSURANCE | FROIs Filed | Timely FROIs | Compliance | Payments Made | Timely Payments | Compliance |
| CA277 PROTECTIVE INSURANCE COMPANY | * | * | * | * | * | * |
| Total | * | * | * | * | * | * |
| PROTECTIVE INSURANCE TPA Administered Claims | | | | | | |
| CA340 YORK RISK SERVICES | 1 | 1 | 100% | 1 | 0 | 0% |
| TPA Total | 1 | 1 | 100% ▲ | 1 | 0 | 0% ▼ |
| PROTECTIVE INSURANCE Group Total | 1 | 1 | 100% ▲ | 1 | 0 | 0% ▼ |
| QBE INSURANCE GROUP | FROIs Filed | Timely FROIs | Compliance | Payments Made | Timely Payments | Compliance |
| QBE INSURANCE GROUP | * | * | * | * | * | * |
| Total | * | * | * | * | * | * |
| QBE INSURANCE GROUP TPA Administered Claims | | | | | | |
| CA190 GALLAGHER BASSETT SERVICES | * | * | * | * | * | * |
| CA300 SEDGWICK CLAIMS MANAGEMENT SERVICES | 9 | 7 | 78% | 2 | 2 | 100% |
| TPA Total | 9 | 7 | 78% ▼ | 2 | 2 | 100% ▲ |
| QBE INSURANCE GROUP Group Total | 9 | 7 | 78% ▼ | 2 | 2 | 100% ▲ |

INSURANCE GROUP COMPLIANCE

Lost Time FROI and Initial Indemnity Payments

Fourth Quarter

10/1/2017 - 12/31/2017

| Insurance Company | Total Lost Time FROIs Filed | Lost Time FROIs Filed Timely | Compliance Percentage | Total Initial Indemnity Payments Made | Initial Indemnity Payments Made Timely | Compliance Percentage |
|--|-----------------------------|------------------------------|-----------------------|---------------------------------------|--|-----------------------|
| SAFETY NATIONAL CASUALTY CORP | FROIs Filed | Timely FROIs | Compliance | Payments Made | Timely Payments | Compliance |
| SAFETY NATIONAL CASUALTY CORP | * | * | * | * | * | * |
| Total | * | * | * | * | * | * |
| SAFETY NATIONAL CASUALTY CORP TPA Administered Claims | | | | | | |
| CA040 BROADSPIRE SERVICES | 1 | 1 | 100% | No Filings | No Filings | No Filings |
| CA070 CANNON COCHRAN MANAGEMENT SERVICES | 3 | 3 | 100% | No Filings | No Filings | No Filings |
| CA116 CORVEL ENTERPRISE COMP | 4 | 0 | 0% | No Filings | No Filings | No Filings |
| CA160 ESIS | * | * | * | * | * | * |
| CA190 GALLAGHER BASSETT SERVICES | 3 | 2 | 67% | 2 | 2 | 100% |
| CA300 SEDGWICK CLAIMS MANAGEMENT SERVICES | 8 | 5 | 63% | 1 | 1 | 100% |
| TPA Total | 19 | 11 | 58% ▼ | 3 | 3 | 100% ▲ |
| SAFETY NATIONAL CASUALTY CORP Group Total | 19 | 11 | 58% ▼ | 3 | 3 | 100% ▲ |
| SEDGWICK CLAIMS MANAGEMENT SERVICES | FROIs Filed | Timely FROIs | Compliance | Payments Made | Timely Payments | Compliance |
| CA300 SEDGWICK CLAIMS MANAGEMENT SERVICES | 173 | 156 | 90% | 30 | 29 | 97% |
| Total | 173 | 156 | 90% ▲ | 30 | 29 | 97% ▲ |
| SEDGWICK CLAIMS MANAGEMENT SERVICES Group Total | 173 | 156 | 90% ▲ | 30 | 29 | 97% ▲ |
| SENTRY INSURANCE | FROIs Filed | Timely FROIs | Compliance | Payments Made | Timely Payments | Compliance |
| CA426 MIDDLESEX INSURANCE COMPANY | * | * | * | * | * | * |
| CA402 SENTRY CASUALTY | 11 | 8 | 73% | 5 | 5 | 100% |
| CA305 SENTRY INSURANCE | 3 | 2 | 67% | No Filings | No Filings | No Filings |
| CA308 SENTRY SELECT INSURANCE | * | * | * | * | * | * |
| Total | 14 | 10 | 71% ▼ | 5 | 5 | 100% ▲ |
| SENTRY INSURANCE Group Total | 14 | 10 | 71% ▼ | 5 | 5 | 100% ▲ |
| SOMPO JAPAN INSURANCE | FROIs Filed | Timely FROIs | Compliance | Payments Made | Timely Payments | Compliance |
| SOMPO JAPAN INSURANCE COMPANY OF AMERICA | * | * | * | * | * | * |
| Total | * | * | * | * | * | * |
| SOMPO JAPAN INSURANCE TPA Administered Claims | | | | | | |
| CA040 BROADSPIRE SERVICES | * | * | * | * | * | * |
| TPA Total | * | * | * | * | * | * |
| SOMPO JAPAN INSURANCE Group Total | * | * | * | * | * | * |

INSURANCE GROUP COMPLIANCE
 Lost Time FROI and Initial Indemnity Payments
 Fourth Quarter
 10/1/2017 - 12/31/2017

| Insurance Company | Total Lost Time FROIs Filed | Lost Time FROIs Filed Timely | Compliance Percentage | Total Initial Indemnity Payments Made | Initial Indemnity Payments Made Timely | Compliance Percentage |
|---|-----------------------------|------------------------------|-----------------------|---------------------------------------|--|-----------------------|
| STARR INDEMNITY INSURANCE | FROIs Filed | Timely FROIs | Compliance | Payments Made | Timely Payments | Compliance |
| STARR INDEMNITY INSURANCE | * | * | * | * | * | * |
| Total | * | * | * | * | * | * |
| STARR INDEMNITY INSURANCE TPA Administered Claims | | | | | | |
| CA160 ESIS | 2 | 1 | 50% | No Filings | No Filings | No Filings |
| CA190 GALLAGHER BASSETT SERVICES | 2 | 2 | 100% | 1 | 1 | 100% |
| CA300 SEDGWICK CLAIMS MANAGEMENT SERVICES | * | * | * | * | * | * |
| TPA Total | 4 | 3 | 75% ▼ | 1 | 1 | 100% ▲ |
| STARR INDEMNITY INSURANCE Group Total | 4 | 3 | 75% ▼ | 1 | 1 | 100% ▲ |
| STATE OF MAINE WORKERS' COMPENSATION TRUST | FROIs Filed | Timely FROIs | Compliance | Payments Made | Timely Payments | Compliance |
| CA307 STATE OF MAINE WORKERS' COMPENSATION TRUST | 123 | 109 | 89% | 31 | 31 | 100% |
| Total | 123 | 109 | 89% ▲ | 31 | 31 | 100% ▲ |
| STATE OF MAINE WORKERS' COMPENSATION TRUST Group Total | 123 | 109 | 89% ▲ | 31 | 31 | 100% ▲ |
| SYNERNET | FROIs Filed | Timely FROIs | Compliance | Payments Made | Timely Payments | Compliance |
| CA320 SYNERNET | 129 | 116 | 90% | 29 | 27 | 93% |
| Total | 129 | 116 | 90% ▲ | 29 | 27 | 93% ▲ |
| SYNERNET Group Total | 129 | 116 | 90% ▲ | 29 | 27 | 93% ▲ |
| T.H.E. INSURANCE | FROIs Filed | Timely FROIs | Compliance | Payments Made | Timely Payments | Compliance |
| CA317 T.H.E. INSURANCE | 1 | 0 | 0% | 1 | 1 | 100% |
| Total | 1 | 0 | 0% ▼ | 1 | 1 | 100% ▲ |
| T.H.E. INSURANCE Group Total | 1 | 0 | 0% ▼ | 1 | 1 | 100% ▲ |
| THE AMERICAN EQUITY UNDERWRITERS | FROIs Filed | Timely FROIs | Compliance | Payments Made | Timely Payments | Compliance |
| CA323 THE AMERICAN EQUITY UNDERWRITERS | 3 | 2 | 67% | No Filings | No Filings | No Filings |
| Total | 3 | 2 | 67% ▼ | No Filings | No Filings | No Filings |
| THE AMERICAN EQUITY UNDERWRITERS Group Total | 3 | 2 | 67% ▼ | No Filings | No Filings | No Filings |

Maine Workers' Compensation Board
 Lost Time FROI Filing Benchmark: 85%
 Initial Indemnity Payment Benchmark: 87%

* Indicates no claims activity this quarter
 ▲ Indicates benchmark met or exceeded
 ▼ Indicates benchmark not met

INSURANCE GROUP COMPLIANCE
 Lost Time FROI and Initial Indemnity Payments
 Fourth Quarter
 10/1/2017 - 12/31/2017

| Insurance Company | Total Lost Time FROIs Filed | Lost Time FROIs Filed Timely | Compliance Percentage | Total Initial Indemnity Payments Made | Initial Indemnity Payments Made Timely | Compliance Percentage |
|---|-----------------------------|------------------------------|-----------------------|---------------------------------------|--|-----------------------|
| TRAVELERS INSURANCE | FROIs Filed | Timely FROIs | Compliance | Payments Made | Timely Payments | Compliance |
| CA072 CHARTER OAK FIRE INSURANCE | 23 | 14 | 61% | 13 | 12 | 92% |
| CA164 FARMINGTON CASUALTY | 1 | 0 | 0% | No Filings | No Filings | No Filings |
| CA284 PHOENIX INSURANCE | * | * | * | * | * | * |
| CA303 ST PAUL FIRE & MARINE INSURANCE | * | * | * | * | * | * |
| CA306 STANDARD FIRE INSURANCE | 7 | 6 | 86% | 3 | 2 | 67% |
| CA347 TRAVELERS CASUALTY & SURETY | 3 | 3 | 100% | 2 | 2 | 100% |
| CA348 TRAVELERS CASUALTY INSURANCE COMPANY OF AMERICA | * | * | * | * | * | * |
| CA349 TRAVELERS COMMERCIAL CASUALTY | 1 | 0 | 0% | 1 | 1 | 100% |
| CA343 TRAVELERS INDEMNITY COMPANY | * | * | * | * | * | * |
| CA346 TRAVELERS INDEMNITY COMPANY OF AMERICA | 1 | 0 | 0% | 1 | 1 | 100% |
| CA345 TRAVELERS PROPERTY CASUALTY INSURANCE | 1 | 0 | 0% | 1 | 1 | 100% |
| Total | 37 | 23 | 62% ▼ | 21 | 19 | 90% ▲ |
| TRAVELERS INSURANCE TPA Administered Claims | | | | | | |
| CA012 ALTERNATIVE SERVICE CONCEPTS LLC | 1 | 0 | 0% | 1 | 0 | 0% |
| CA117 COTTINGHAM & BUTLER CLAIMS SERVICES | * | * | * | * | * | * |
| CA160 ESIS | * | * | * | * | * | * |
| CA190 GALLAGHER BASSETT SERVICES | 4 | 2 | 50% | 2 | 1 | 50% |
| CA300 SEDGWICK CLAIMS MANAGEMENT SERVICES | 4 | 4 | 100% | No Filings | No Filings | No Filings |
| CA340 YORK RISK SERVICES | 1 | 1 | 100% | No Filings | No Filings | No Filings |
| TPA Total | 10 | 7 | 70% ▼ | 3 | 1 | 33% ▼ |
| TRAVELERS INSURANCE Group Total | 47 | 30 | 64% ▼ | 24 | 20 | 83% ▼ |
| TRISTAR RISK ENTERPRISE MANAGEMENT | FROIs Filed | Timely FROIs | Compliance | Payments Made | Timely Payments | Compliance |
| CA280 TRISTAR RISK ENTERPRISE MANAGEMENT | No Filings | No Filings | No Filings | 1 | 1 | 100% |
| Total | No Filings | No Filings | No Filings | 1 | 1 | 100% ▲ |
| TRISTAR RISK ENTERPRISE MANAGEMENT Group Total | No Filings | No Filings | No Filings | 1 | 1 | 100% ▲ |

INSURANCE GROUP COMPLIANCE

Lost Time FROI and Initial Indemnity Payments

Fourth Quarter

10/1/2017 - 12/31/2017

| Insurance Company | Total Lost Time FROIs Filed | Lost Time FROIs Filed Timely | Compliance Percentage | | Total Initial Indemnity Payments Made | Initial Indemnity Payments Made Timely | Compliance Percentage |
|---|-----------------------------|------------------------------|-----------------------|--|---------------------------------------|--|-----------------------|
| XL INSURANCE | FROIs Filed | Timely FROIs | Compliance | | Payments Made | Timely Payments | Compliance |
| CA384 XL INSURANCE | * | * | * | | * | * | * |
| Total | * | * | * | | * | * | * |
| XL INSURANCE TPA Administered Claims | | | | | | | |
| CA040 BROADSPIRE SERVICES | * | * | * | | * | * | * |
| CA116 CORVEL ENTERPRISE COMP | 1 | 0 | 0% | | No Filings | No Filings | No Filings |
| CA117 COTTINGHAM & BUTLER CLAIMS SERVICES | 1 | 0 | 0% | | No Filings | No Filings | No Filings |
| CA160 ESIS | * | * | * | | * | * | * |
| CA190 GALLAGHER BASSETT SERVICES | 15 | 14 | 93% | | 6 | 5 | 83% |
| CA300 SEDGWICK CLAIMS MANAGEMENT SERVICES | 15 | 14 | 93% | | 3 | 2 | 67% |
| TPA Total | 32 | 28 | 88% ▲ | | 9 | 7 | 78% ▼ |
| XL INSURANCE Group Total | 32 | 28 | 88% ▲ | | 9 | 7 | 78% ▼ |
| YORK RISK SERVICES | FROIs Filed | Timely FROIs | Compliance | | Payments Made | Timely Payments | Compliance |
| CA340 YORK RISK SERVICES | 11 | 7 | 64% | | 4 | 1 | 25% |
| Total | 11 | 7 | 64% ▼ | | 4 | 1 | 25% ▼ |
| YORK RISK SERVICES Group Total | 11 | 7 | 64% ▼ | | 4 | 1 | 25% ▼ |
| ZURICH INSURANCE | FROIs Filed | Timely FROIs | Compliance | | Payments Made | Timely Payments | Compliance |
| CA021 AMERICAN GUARANTEE & LIABILITY | * | * | * | | * | * | * |
| CA022 AMERICAN ZURICH | 7 | 7 | 100% | | 1 | 1 | 100% |
| CA400 ZURICH AMERICAN INSURANCE | 5 | 5 | 100% | | No Filings | No Filings | No Filings |
| CA404 ZURICH AMERICAN INSURANCE COMPANY OF ILLINOIS | 1 | 1 | 100% | | No Filings | No Filings | No Filings |
| Total | 13 | 13 | 100% ▲ | | 1 | 1 | 100% ▲ |
| ZURICH INSURANCE TPA Administered Claims | | | | | | | |
| CA040 BROADSPIRE SERVICES | 1 | 1 | 100% | | 1 | 1 | 100% |
| CA160 ESIS | * | * | * | | * | * | * |
| CA190 GALLAGHER BASSETT SERVICES | 7 | 6 | 86% | | 3 | 1 | 33% |
| CA300 SEDGWICK CLAIMS MANAGEMENT SERVICES | 5 | 5 | 100% | | 2 | 2 | 100% |
| TPA Total | 13 | 12 | 92% ▲ | | 6 | 4 | 67% ▼ |
| ZURICH INSURANCE Group Total | 26 | 25 | 96% ▲ | | 7 | 5 | 71% ▼ |

Appendix B

Insurance Group Compliance Initial MOP and Initial Indemnity NOC Filings

**Fourth Quarter 2017
10/1/2017-12/31/2017**

INSURANCE GROUP COMPLIANCE
Initial MOP and Initial Indemnity NOC Filings
Fourth Quarter
10/1/2017 - 12/31/2017

| Insurance Company | Total Initial MOPs Filed | Initial MOPs Filed Timely | Compliance Percentage | Total Initial Indemnity NOCs Filed | Initial Indemnity NOCs Filed Timely | Compliance Percentage |
|--|--------------------------|---------------------------|-----------------------|------------------------------------|-------------------------------------|-----------------------|
| ACADIA INSURANCE | MOPs Filed | Timely MOPs | Compliance | NOCs Filed | Timely NOCs | Compliance |
| CA010 ACADIA INSURANCE | 26 | 21 | 81% | 16 | 15 | 94% |
| Total | 26 | 21 | 81% ▼ | 16 | 15 | 94% ▲ |
| ACADIA INSURANCE Group Total | 26 | 21 | 81% ▼ | 16 | 15 | 94% ▲ |
| ACCIDENT FUND INSURANCE | MOPs Filed | Timely MOPs | Compliance | NOCs Filed | Timely NOCs | Compliance |
| ACCIDENT FUND INSURANCE | * | * | * | * | * | * |
| Total | * | * | * | * | * | * |
| ACCIDENT FUND INSURANCE TPA Administered Claims | | | | | | |
| CA190 GALLAGHER BASSETT SERVICES | No Filings | No Filings | No Filings | 1 | 1 | 100% |
| TPA Total | No Filings | No Filings | No Filings | 1 | 1 | 100% ▲ |
| ACCIDENT FUND INSURANCE Group Total | No Filings | No Filings | No Filings | 1 | 1 | 100% ▲ |
| ACUITY MUTUAL INSURANCE | MOPs Filed | Timely MOPs | Compliance | NOCs Filed | Timely NOCs | Compliance |
| CA418 ACUITY MUTUAL INSURANCE | No Filings | No Filings | No Filings | No Filings | No Filings | No Filings |
| Total | No Filings | No Filings | No Filings | No Filings | No Filings | No Filings |
| ACUITY MUTUAL INSURANCE Group Total | No Filings | No Filings | No Filings | No Filings | No Filings | No Filings |
| AIG INSURANCE | MOPs Filed | Timely MOPs | Compliance | NOCs Filed | Timely NOCs | Compliance |
| CA015 AIG DOMESTIC CLAIMS | 29 | 24 | 83% | 17 | 15 | 88% |
| Total | 29 | 24 | 83% ▼ | 17 | 15 | 88% ▼ |
| AIG INSURANCE TPA Administered Claims | | | | | | |
| CA100 CLAIMS MANAGEMENT (WALMART) | 8 | 7 | 88% | 7 | 5 | 71% |
| CA160 ESIS | * | * | * | * | * | * |
| CA300 SEDGWICK CLAIMS MANAGEMENT SERVICES | No Filings | No Filings | No Filings | No Filings | No Filings | No Filings |
| TPA Total | 8 | 7 | 88% ▲ | 7 | 5 | 71% ▼ |
| AIG INSURANCE Group Total | 37 | 31 | 84% ▼ | 24 | 20 | 83% ▼ |
| ALTERNATIVE SERVICE CONCEPTS LLC | MOPs Filed | Timely MOPs | Compliance | NOCs Filed | Timely NOCs | Compliance |
| CA012 ALTERNATIVE SERVICE CONCEPTS LLC | 1 | 0 | 0% | No Filings | No Filings | No Filings |
| Total | 1 | 0 | 0% ▼ | No Filings | No Filings | No Filings |
| ALTERNATIVE SERVICE CONCEPTS LLC Group Total | 1 | 0 | 0% ▼ | No Filings | No Filings | No Filings |
| AMTRUST INSURANCE | MOPs Filed | Timely MOPs | Compliance | NOCs Filed | Timely NOCs | Compliance |
| CA342 TECHNOLOGY INSURANCE | 2 | 1 | 50% | 1 | 0 | 0% |
| CA381 WESCO INSURANCE | 2 | 2 | 100% | 1 | 0 | 0% |
| Total | 4 | 3 | 75% ▼ | 2 | 0 | 0% ▼ |
| AMTRUST INSURANCE Group Total | 4 | 3 | 75% ▼ | 2 | 0 | 0% ▼ |

INSURANCE GROUP COMPLIANCE
Initial MOP and Initial Indemnity NOC Filings
Fourth Quarter
10/1/2017 - 12/31/2017

| Insurance Company | Total Initial MOPs Filed | Initial MOPs Filed Timely | Compliance Percentage | Total Initial Indemnity NOCs Filed | Initial Indemnity NOCs Filed Timely | Compliance Percentage |
|---|--------------------------|---------------------------|-----------------------|------------------------------------|-------------------------------------|-----------------------|
| ARCH INSURANCE | MOPs Filed | Timely MOPs | Compliance | NOCs Filed | Timely NOCs | Compliance |
| ARCH INSURANCE | * | * | * | * | * | * |
| Total | * | * | * | * | * | * |
| ARCH INSURANCE TPA Administered Claims | | | | | | |
| CA040 BROADSPIRE SERVICES | 1 | 1 | 100% | No Filings | No Filings | No Filings |
| CA117 COTTINGHAM & BUTLER CLAIMS SERVICES | 2 | 2 | 100% | 1 | 1 | 100% |
| CA190 GALLAGHER BASSETT SERVICES | 5 | 4 | 80% | No Filings | No Filings | No Filings |
| CA204 HELMSMAN MANAGEMENT SERVICES | * | * | * | * | * | * |
| CA300 SEDGWICK CLAIMS MANAGEMENT SERVICES | 1 | 1 | 100% | 1 | 1 | 100% |
| CA340 YORK RISK SERVICES | 1 | 0 | 0% | No Filings | No Filings | No Filings |
| TPA Total | 10 | 8 | 80% ▼ | 2 | 2 | 100% ▲ |
| ARCH INSURANCE Group Total | 10 | 8 | 80% ▼ | 2 | 2 | 100% ▲ |
| BATH IRON WORKS | MOPs Filed | Timely MOPs | Compliance | NOCs Filed | Timely NOCs | Compliance |
| CA036 BATH IRON WORKS | 7 | 7 | 100% | 10 | 10 | 100% |
| Total | 7 | 7 | 100% ▲ | 10 | 10 | 100% ▲ |
| BATH IRON WORKS Group Total | 7 | 7 | 100% ▲ | 10 | 10 | 100% ▲ |
| BERKSHIRE HATHAWAY INSURANCE | MOPs Filed | Timely MOPs | Compliance | NOCs Filed | Timely NOCs | Compliance |
| CA019 AMGUARD INSURANCE | 3 | 0 | 0% | No Filings | No Filings | No Filings |
| CA115 CONTINENTAL INDEMNITY | * | * | * | * | * | * |
| CA140 EASTGUARD INSURANCE | 1 | 1 | 100% | No Filings | No Filings | No Filings |
| CA272 NORGUARD INSURANCE | No Filings | No Filings | No Filings | No Filings | No Filings | No Filings |
| CA293 REDWOOD FIRE AND CASUALTY INSURANCE | * | * | * | * | * | * |
| Total | 4 | 1 | 25% ▼ | No Filings | No Filings | No Filings |
| BERKSHIRE HATHAWAY INSURANCE Group Total | 4 | 1 | 25% ▼ | No Filings | No Filings | No Filings |
| BROADSPIRE SERVICES | MOPs Filed | Timely MOPs | Compliance | NOCs Filed | Timely NOCs | Compliance |
| CA040 BROADSPIRE SERVICES | 4 | 4 | 100% | 1 | 1 | 100% |
| Total | 4 | 4 | 100% ▲ | 1 | 1 | 100% ▲ |
| BROADSPIRE SERVICES Group Total | 4 | 4 | 100% ▲ | 1 | 1 | 100% ▲ |
| CANNON COCHRAN MANAGEMENT SERVICES | MOPs Filed | Timely MOPs | Compliance | NOCs Filed | Timely NOCs | Compliance |
| CA070 CANNON COCHRAN MANAGEMENT SERVICES | 42 | 37 | 88% | 24 | 24 | 100% |
| Total | 42 | 37 | 88% ▲ | 24 | 24 | 100% ▲ |
| CANNON COCHRAN MANAGEMENT SERVICES Group Total | 42 | 37 | 88% ▲ | 24 | 24 | 100% ▲ |
| CHEROKEE INSURANCE | MOPs Filed | Timely MOPs | Compliance | NOCs Filed | Timely NOCs | Compliance |
| CA044 CHEROKEE INSURANCE | No Filings | No Filings | No Filings | No Filings | No Filings | No Filings |
| Total | No Filings | No Filings | No Filings | No Filings | No Filings | No Filings |
| CHEROKEE INSURANCE Group Total | No Filings | No Filings | No Filings | No Filings | No Filings | No Filings |

INSURANCE GROUP COMPLIANCE
Initial MOP and Initial Indemnity NOC Filings
Fourth Quarter
10/1/2017 - 12/31/2017

| Insurance Company | Total Initial MOPs Filed | Initial MOPs Filed Timely | Compliance Percentage | Total Initial Indemnity NOCs Filed | Initial Indemnity NOCs Filed Timely | Compliance Percentage |
|--|--------------------------|---------------------------|-----------------------|------------------------------------|-------------------------------------|-----------------------|
| CHUBB INSURANCE | MOPs Filed | Timely MOPs | Compliance | NOCs Filed | Timely NOCs | Compliance |
| ACE INSURANCE | * | * | * | * | * | * |
| CA046 CHUBB INSURANCE | * | * | * | * | * | * |
| Total | * | * | * | * | * | * |
| CHUBB INSURANCE TPA Administered Claims | | | | | | |
| CA040 BROADSPIRE SERVICES | No Filings | No Filings | No Filings | No Filings | No Filings | No Filings |
| CA070 CANNON COCHRAN MANAGEMENT SERVICES | 1 | 1 | 100% | 1 | 1 | 100% |
| CA110 CONSTITUTION STATE SERVICES | 5 | 4 | 80% | 2 | 1 | 50% |
| CA116 CORVEL ENTERPRISE COMP | 2 | 1 | 50% | 1 | 0 | 0% |
| CA160 ESIS | 4 | 2 | 50% | 4 | 4 | 100% |
| CA190 GALLAGHER BASSETT SERVICES | 18 | 13 | 72% | 4 | 3 | 75% |
| CA204 HELMSMAN MANAGEMENT SERVICES | 1 | 1 | 100% | 1 | 1 | 100% |
| CA300 SEDGWICK CLAIMS MANAGEMENT SERVICES | 14 | 14 | 100% | 15 | 14 | 93% |
| CA340 YORK RISK SERVICES | No Filings | No Filings | No Filings | 2 | 2 | 100% |
| TPA Total | 45 | 36 | 80% ▼ | 30 | 26 | 87% ▼ |
| CHUBB INSURANCE Group Total | 45 | 36 | 80% ▼ | 30 | 26 | 87% ▼ |
| CHURCH MUTUAL INSURANCE | MOPs Filed | Timely MOPs | Compliance | NOCs Filed | Timely NOCs | Compliance |
| CA084 CHURCH MUTUAL INSURANCE | * | * | * | * | * | * |
| Total | * | * | * | * | * | * |
| CHURCH MUTUAL INSURANCE Group Total | * | * | * | * | * | * |
| CIANBRO CORPORATION | MOPs Filed | Timely MOPs | Compliance | NOCs Filed | Timely NOCs | Compliance |
| CA085 CIANBRO CORPORATION | * | * | * | * | * | * |
| Total | * | * | * | * | * | * |
| CIANBRO CORPORATION Group Total | * | * | * | * | * | * |
| CLAIMS MANAGEMENT (WALMART) | MOPs Filed | Timely MOPs | Compliance | NOCs Filed | Timely NOCs | Compliance |
| CA100 CLAIMS MANAGEMENT (WALMART) | 8 | 7 | 88% | 7 | 5 | 71% |
| Total | 8 | 7 | 88% ▲ | 7 | 5 | 71% ▼ |
| CLAIMS MANAGEMENT (WALMART) Group Total | 8 | 7 | 88% ▲ | 7 | 5 | 71% ▼ |

INSURANCE GROUP COMPLIANCE
Initial MOP and Initial Indemnity NOC Filings
Fourth Quarter
10/1/2017 - 12/31/2017

| Insurance Company | Total Initial MOPs Filed | Initial MOPs Filed Timely | Compliance Percentage | Total Initial Indemnity NOCs Filed | Initial Indemnity NOCs Filed Timely | Compliance Percentage |
|--|--------------------------|---------------------------|-----------------------|------------------------------------|-------------------------------------|-----------------------|
| CNA INSURANCE | MOPs Filed | Timely MOPs | Compliance | NOCs Filed | Timely NOCs | Compliance |
| CA017 AMERICAN CASUALTY COMPANY OF READING PA | * | * | * | * | * | * |
| CA083 CNA CLAIMS PLUS | * | * | * | * | * | * |
| CA050 CONTINENTAL CASUALTY | 1 | 1 | 100% | 1 | 1 | 100% |
| CA314 TRANSPORTATION INSURANCE | 1 | 1 | 100% | No Filings | No Filings | No Filings |
| CA329 VALLEY FORGE INSURANCE COMPANY | * | * | * | * | * | * |
| Total | 2 | 2 | 100% ▲ | 1 | 1 | 100% ▲ |
| CNA INSURANCE TPA Administered Claims | | | | | | |
| CA190 GALLAGHER BASSETT SERVICES | * | * | * | * | * | * |
| TPA Total | * | * | * | * | * | * |
| CNA INSURANCE Group Total | 2 | 2 | 100% ▲ | 1 | 1 | 100% ▲ |
| CONSTITUTION STATE SERVICES | MOPs Filed | Timely MOPs | Compliance | NOCs Filed | Timely NOCs | Compliance |
| CA110 CONSTITUTION STATE SERVICES | 5 | 4 | 80% | 3 | 2 | 67% |
| Total | 5 | 4 | 80% ▼ | 3 | 2 | 67% ▼ |
| CONSTITUTION STATE SERVICES Group Total | 5 | 4 | 80% ▼ | 3 | 2 | 67% ▼ |
| CORVEL ENTERPRISE COMP | MOPs Filed | Timely MOPs | Compliance | NOCs Filed | Timely NOCs | Compliance |
| CA116 CORVEL ENTERPRISE COMP | 2 | 1 | 50% | 3 | 2 | 67% |
| Total | 2 | 1 | 50% ▼ | 3 | 2 | 67% ▼ |
| CORVEL ENTERPRISE COMP Group Total | 2 | 1 | 50% ▼ | 3 | 2 | 67% ▼ |
| COTTINGHAM & BUTLER CLAIMS SERVICES | MOPs Filed | Timely MOPs | Compliance | NOCs Filed | Timely NOCs | Compliance |
| CA117 COTTINGHAM & BUTLER CLAIMS SERVICES | 2 | 2 | 100% | 2 | 2 | 100% |
| Total | 2 | 2 | 100% ▲ | 2 | 2 | 100% ▲ |
| COTTINGHAM & BUTLER CLAIMS SERVICES Group Total | 2 | 2 | 100% ▲ | 2 | 2 | 100% ▲ |
| CROSS INSURANCE | MOPs Filed | Timely MOPs | Compliance | NOCs Filed | Timely NOCs | Compliance |
| CA093 CROSS INSURANCE | 26 | 24 | 92% | 83 | 83 | 100% |
| Total | 26 | 24 | 92% ▲ | 83 | 83 | 100% ▲ |
| CROSS INSURANCE Group Total | 26 | 24 | 92% ▲ | 83 | 83 | 100% ▲ |
| EASTERN ALLIANCE INSURANCE | MOPs Filed | Timely MOPs | Compliance | NOCs Filed | Timely NOCs | Compliance |
| CA141 EASTERN ALLIANCE INSURANCE | 3 | 3 | 100% | 2 | 2 | 100% |
| Total | 3 | 3 | 100% ▲ | 2 | 2 | 100% ▲ |
| EASTERN ALLIANCE INSURANCE Group Total | 3 | 3 | 100% ▲ | 2 | 2 | 100% ▲ |

INSURANCE GROUP COMPLIANCE
Initial MOP and Initial Indemnity NOC Filings
Fourth Quarter
10/1/2017 - 12/31/2017

| Insurance Company | Total Initial MOPs Filed | Initial MOPs Filed Timely | Compliance Percentage | Total Initial Indemnity NOCs Filed | Initial Indemnity NOCs Filed Timely | Compliance Percentage |
|---|--------------------------|---------------------------|-----------------------|------------------------------------|-------------------------------------|-----------------------|
| ELECTRIC INSURANCE | MOPs Filed | Timely MOPs | Compliance | NOCs Filed | Timely NOCs | Compliance |
| CA150 ELECTRIC INSURANCE | * | * | * | * | * | * |
| Total | * | * | * | * | * | * |
| ELECTRIC INSURANCE TPA Administered Claims | | | | | | |
| CA300 SEDGWICK CLAIMS MANAGEMENT SERVICES | No Filings | No Filings | No Filings | 3 | 3 | 100% |
| TPA Total | No Filings | No Filings | No Filings | 3 | 3 | 100% ▲ |
| ELECTRIC INSURANCE Group Total | No Filings | No Filings | No Filings | 3 | 3 | 100% ▲ |
| ESIS | MOPs Filed | Timely MOPs | Compliance | NOCs Filed | Timely NOCs | Compliance |
| CA160 ESIS | 5 | 3 | 60% | 5 | 5 | 100% |
| Total | 5 | 3 | 60% ▼ | 5 | 5 | 100% ▲ |
| ESIS Group Total | 5 | 3 | 60% ▼ | 5 | 5 | 100% ▲ |
| EVEREST REINS HOLDINGS GROUP | MOPs Filed | Timely MOPs | Compliance | NOCs Filed | Timely NOCs | Compliance |
| EVEREST REINS HOLDINGS | * | * | * | * | * | * |
| Total | * | * | * | * | * | * |
| EVEREST REINS HOLDINGS GROUP TPA Administered Claims | | | | | | |
| CA190 GALLAGHER BASSETT SERVICES | * | * | * | * | * | * |
| CA300 SEDGWICK CLAIMS MANAGEMENT SERVICES | No Filings | No Filings | No Filings | 1 | 0 | 0% |
| TPA Total | No Filings | No Filings | No Filings | 1 | 0 | 0% ▼ |
| EVEREST REINS HOLDINGS GROUP Group Total | No Filings | No Filings | No Filings | 1 | 0 | 0% ▼ |
| FEDERATED MUTUAL INSURANCE | MOPs Filed | Timely MOPs | Compliance | NOCs Filed | Timely NOCs | Compliance |
| CA091 FEDERATED MUTUAL INSURANCE | 4 | 2 | 50% | No Filings | No Filings | No Filings |
| CA092 FEDERATED SERVICE INSURANCE | 1 | 1 | 100% | No Filings | No Filings | No Filings |
| Total | 5 | 3 | 60% ▼ | No Filings | No Filings | No Filings |
| FEDERATED MUTUAL INSURANCE Group Total | 5 | 3 | 60% ▼ | No Filings | No Filings | No Filings |
| FIREMAN'S FUND INSURANCE | MOPs Filed | Timely MOPs | Compliance | NOCs Filed | Timely NOCs | Compliance |
| CA170 FIREMAN'S FUND INSURANCE | * | * | * | * | * | * |
| Total | * | * | * | * | * | * |
| FIREMAN'S FUND INSURANCE Group Total | * | * | * | * | * | * |
| FRANKENMUTH INSURANCE | MOPs Filed | Timely MOPs | Compliance | NOCs Filed | Timely NOCs | Compliance |
| CA095 FRANKENMUTH INSURANCE | * | * | * | * | * | * |
| CA274 PATRIOT INSURANCE | * | * | * | * | * | * |
| Total | * | * | * | * | * | * |
| FRANKENMUTH INSURANCE Group Total | * | * | * | * | * | * |

INSURANCE GROUP COMPLIANCE
Initial MOP and Initial Indemnity NOC Filings
Fourth Quarter
10/1/2017 - 12/31/2017

| Insurance Company | Total Initial MOPs Filed | Initial MOPs Filed Timely | Compliance Percentage | Total Initial Indemnity NOCs Filed | Initial Indemnity NOCs Filed Timely | Compliance Percentage |
|---|--------------------------|---------------------------|-----------------------|------------------------------------|-------------------------------------|-----------------------|
| FUTURECOMP | MOPs Filed | Timely MOPs | Compliance | NOCs Filed | Timely NOCs | Compliance |
| CA175 FUTURECOMP | 16 | 12 | 75% | 9 | 9 | 100% |
| Total | 16 | 12 | 75% ▼ | 9 | 9 | 100% ▲ |
| FUTURECOMP Group Total | 16 | 12 | 75% ▼ | 9 | 9 | 100% ▲ |
| GALLAGHER BASSETT SERVICES | MOPs Filed | Timely MOPs | Compliance | NOCs Filed | Timely NOCs | Compliance |
| CA190 GALLAGHER BASSETT SERVICES | 41 | 31 | 76% | 10 | 8 | 80% |
| Total | 41 | 31 | 76% ▼ | 10 | 8 | 80% ▼ |
| GALLAGHER BASSETT SERVICES Group Total | 41 | 31 | 76% ▼ | 10 | 8 | 80% ▼ |
| GREAT AMERICAN INSURANCE | MOPs Filed | Timely MOPs | Compliance | NOCs Filed | Timely NOCs | Compliance |
| CA193 GREAT AMERICAN INSURANCE | No Filings | No Filings | No Filings | 1 | 0 | 0% |
| Total | No Filings | No Filings | No Filings | 1 | 0 | 0% ▼ |
| GREAT AMERICAN INSURANCE TPA Administered Claims | MOPs Filed | Timely MOPs | Compliance | NOCs Filed | Timely NOCs | Compliance |
| CA323 THE AMERICAN EQUITY UNDERWRITERS | No Filings | No Filings | No Filings | No Filings | No Filings | No Filings |
| TPA Total | No Filings | No Filings | No Filings | No Filings | No Filings | No Filings |
| GREAT AMERICAN INSURANCE Group Total | No Filings | No Filings | No Filings | 1 | 0 | 0% ▼ |
| GREAT FALLS INSURANCE | MOPs Filed | Timely MOPs | Compliance | NOCs Filed | Timely NOCs | Compliance |
| GREAT FALLS INSURANCE | * | * | * | * | * | * |
| Total | * | * | * | * | * | * |
| GREAT FALLS INSURANCE TPA Administered Claims | MOPs Filed | Timely MOPs | Compliance | NOCs Filed | Timely NOCs | Compliance |
| CA070 CANNON COCHRAN MANAGEMENT SERVICES | 22 | 18 | 82% | 16 | 16 | 100% |
| TPA Total | 22 | 18 | 82% ▼ | 16 | 16 | 100% ▲ |
| GREAT FALLS INSURANCE Group Total | 22 | 18 | 82% ▼ | 16 | 16 | 100% ▲ |
| HANNAFORD BROTHERS | MOPs Filed | Timely MOPs | Compliance | NOCs Filed | Timely NOCs | Compliance |
| CA201 HANNAFORD BROTHERS | 20 | 15 | 75% | 3 | 2 | 67% |
| Total | 20 | 15 | 75% ▼ | 3 | 2 | 67% ▼ |
| HANNAFORD BROTHERS Group Total | 20 | 15 | 75% ▼ | 3 | 2 | 67% ▼ |
| HANNOVER INSURANCE | MOPs Filed | Timely MOPs | Compliance | NOCs Filed | Timely NOCs | Compliance |
| HANNOVER INSURANCE | * | * | * | * | * | * |
| Total | * | * | * | * | * | * |
| HANNOVER INSURANCE TPA Administered Claims | MOPs Filed | Timely MOPs | Compliance | NOCs Filed | Timely NOCs | Compliance |
| CA340 YORK RISK SERVICES | 2 | 1 | 50% | 1 | 1 | 100% |
| TPA Total | 2 | 1 | 50% ▼ | 1 | 1 | 100% ▲ |
| HANNOVER INSURANCE Group Total | 2 | 1 | 50% ▼ | 1 | 1 | 100% ▲ |

INSURANCE GROUP COMPLIANCE
Initial MOP and Initial Indemnity NOC Filings
Fourth Quarter
10/1/2017 - 12/31/2017

| Insurance Company | Total Initial MOPs Filed | Initial MOPs Filed Timely | Compliance Percentage | Total Initial Indemnity NOCs Filed | Initial Indemnity NOCs Filed Timely | Compliance Percentage |
|---|--------------------------|---------------------------|-----------------------|------------------------------------|-------------------------------------|-----------------------|
| HANOVER INSURANCE | MOPs Filed | Timely MOPs | Compliance | NOCs Filed | Timely NOCs | Compliance |
| CA428 ALLMERICA FINANCIAL BENEFIT INSURANCE | * | * | * | * | * | * |
| CA048 CITIZENS INSURANCE COMPANY OF AMERICA | No Filings | No Filings | No Filings | 2 | 2 | 100% |
| CA429 HANOVER AMERICAN INSURANCE | * | * | * | * | * | * |
| CA202 HANOVER INSURANCE | 1 | 1 | 100% | 1 | 1 | 100% |
| CA228 MASSACHUSETTS BAY INSURANCE | * | * | * | * | * | * |
| Total | 1 | 1 | 100% ▲ | 3 | 3 | 100% ▲ |
| HANOVER INSURANCE Group Total | 1 | 1 | 100% ▲ | 3 | 3 | 100% ▲ |
| HARTFORD INSURANCE | MOPs Filed | Timely MOPs | Compliance | NOCs Filed | Timely NOCs | Compliance |
| CA188 HARTFORD ACCIDENT & INDEMNITY | No Filings | No Filings | No Filings | No Filings | No Filings | No Filings |
| CA185 HARTFORD CASUALTY INSURANCE | 4 | 4 | 100% | 1 | 1 | 100% |
| CA203 HARTFORD FIRE INSURANCE | 2 | 2 | 100% | No Filings | No Filings | No Filings |
| CA186 HARTFORD INSURANCE COMPANY OF THE MIDWEST | * | * | * | * | * | * |
| CA187 HARTFORD UNDERWRITERS INSURANCE | 2 | 2 | 100% | 1 | 1 | 100% |
| CA288 PROPERTY & CASUALTY INSURANCE COMPANY OF HARTFORD | 4 | 4 | 100% | No Filings | No Filings | No Filings |
| CA296 SENTINEL INSURANCE | No Filings | No Filings | No Filings | No Filings | No Filings | No Filings |
| CA319 TRUMBULL INSURANCE | 4 | 4 | 100% | 3 | 2 | 67% |
| CA321 TWIN CITY FIRE INSURANCE | No Filings | No Filings | No Filings | No Filings | No Filings | No Filings |
| Total | 16 | 16 | 100% ▲ | 5 | 4 | 80% ▼ |
| HARTFORD INSURANCE TPA Administered Claims | | | | | | |
| CA040 BROADSPIRE SERVICES | * | * | * | * | * | * |
| CA070 CANNON COCHRAN MANAGEMENT SERVICES | 1 | 1 | 100% | 1 | 1 | 100% |
| CA116 CORVEL ENTERPRISE COMP | No Filings | No Filings | No Filings | 2 | 2 | 100% |
| CA190 GALLAGHER BASSETT SERVICES | No Filings | No Filings | No Filings | No Filings | No Filings | No Filings |
| CA300 SEDGWICK CLAIMS MANAGEMENT SERVICES | No Filings | No Filings | No Filings | No Filings | No Filings | No Filings |
| CA280 TRISTAR RISK ENTERPRISE MANAGEMENT | * | * | * | * | * | * |
| CA340 YORK RISK SERVICES | * | * | * | * | * | * |
| TPA Total | 1 | 1 | 100% ▲ | 3 | 3 | 100% ▲ |
| HARTFORD INSURANCE Group Total | 17 | 17 | 100% ▲ | 8 | 7 | 88% ▼ |
| HELMSMAN MANAGEMENT SERVICES | MOPs Filed | Timely MOPs | Compliance | NOCs Filed | Timely NOCs | Compliance |
| CA204 HELMSMAN MANAGEMENT SERVICES | 4 | 2 | 50% | 4 | 3 | 75% |
| Total | 4 | 2 | 50% ▼ | 4 | 3 | 75% ▼ |
| HELMSMAN MANAGEMENT SERVICES Group Total | 4 | 2 | 50% ▼ | 4 | 3 | 75% ▼ |

INSURANCE GROUP COMPLIANCE
Initial MOP and Initial Indemnity NOC Filings
Fourth Quarter
10/1/2017 - 12/31/2017

| Insurance Company | Total Initial MOPs Filed | Initial MOPs Filed Timely | Compliance Percentage | Total Initial Indemnity NOCs Filed | Initial Indemnity NOCs Filed Timely | Compliance Percentage |
|---|--------------------------|---------------------------|-----------------------|------------------------------------|-------------------------------------|-----------------------|
| LIBERTY MUTUAL INSURANCE | MOPs Filed | Timely MOPs | Compliance | NOCs Filed | Timely NOCs | Compliance |
| CA003 AMERICAN FIRE & CASUALTY INSURANCE | No Filings | No Filings | No Filings | No Filings | No Filings | No Filings |
| CA380 EMPLOYERS INSURANCE OF WAUSAU | 1 | 1 | 100% | No Filings | No Filings | No Filings |
| CA162 EXCELSIOR INSURANCE | * | * | * | * | * | * |
| CA210 LIBERTY MUTUAL INSURANCE | 18 | 14 | 78% | 15 | 12 | 80% |
| CA406 OHIO CASUALTY INSURANCE | No Filings | No Filings | No Filings | No Filings | No Filings | No Filings |
| CA407 OHIO SECURITY INSURANCE | 2 | 1 | 50% | 2 | 2 | 100% |
| CA283 PEERLESS INDEMNITY INSURANCE | 1 | 1 | 100% | 1 | 1 | 100% |
| CA275 PEERLESS INSURANCE | 1 | 1 | 100% | 2 | 2 | 100% |
| CA309 THE NETHERLANDS INSURANCE | 1 | 1 | 100% | 1 | 1 | 100% |
| CA408 WEST AMERICAN INSURANCE | No Filings | No Filings | No Filings | No Filings | No Filings | No Filings |
| Total | 24 | 19 | 79% ▼ | 21 | 18 | 86% ▼ |
| LIBERTY MUTUAL INSURANCE Group Total | 24 | 19 | 79% ▼ | 21 | 18 | 86% ▼ |
| MACY'S CORPORATE SERVICES | MOPs Filed | Timely MOPs | Compliance | NOCs Filed | Timely NOCs | Compliance |
| CA213 MACY'S CORPORATE SERVICES | No Filings | No Filings | No Filings | 1 | 1 | 100% |
| Total | No Filings | No Filings | No Filings | 1 | 1 | 100% ▲ |
| MACY'S CORPORATE SERVICES Group Total | No Filings | No Filings | No Filings | 1 | 1 | 100% ▲ |
| MAINE AUTOMOBILE DEALERS ASSOCIATION | MOPs Filed | Timely MOPs | Compliance | NOCs Filed | Timely NOCs | Compliance |
| CA220 MAINE AUTOMOBILE DEALERS ASSOCIATION | 9 | 9 | 100% | 4 | 3 | 75% |
| Total | 9 | 9 | 100% ▲ | 4 | 3 | 75% ▼ |
| MAINE AUTOMOBILE DEALERS ASSOCIATION Group Total | 9 | 9 | 100% ▲ | 4 | 3 | 75% ▼ |
| MAINE EMPLOYERS' MUTUAL INSURANCE | MOPs Filed | Timely MOPs | Compliance | NOCs Filed | Timely NOCs | Compliance |
| CA260 MAINE EMPLOYERS' MUTUAL INSURANCE | 322 | 301 | 93% | 320 | 293 | 92% |
| Total | 322 | 301 | 93% ▲ | 320 | 293 | 92% ▲ |
| MAINE EMPLOYERS' MUTUAL INSURANCE Group Total | 322 | 301 | 93% ▲ | 320 | 293 | 92% ▲ |
| MAINE HEALTHCARE ASSOCIATION | MOPs Filed | Timely MOPs | Compliance | NOCs Filed | Timely NOCs | Compliance |
| CA234 MAINE HEALTHCARE ASSOCIATION | 3 | 3 | 100% | 4 | 4 | 100% |
| Total | 3 | 3 | 100% ▲ | 4 | 4 | 100% ▲ |
| MAINE HEALTHCARE ASSOCIATION Group Total | 3 | 3 | 100% ▲ | 4 | 4 | 100% ▲ |
| MAINE MOTOR TRANSPORT ASSOCIATION | MOPs Filed | Timely MOPs | Compliance | NOCs Filed | Timely NOCs | Compliance |
| CA230 MAINE MOTOR TRANSPORT ASSOCIATION | 9 | 9 | 100% | 6 | 6 | 100% |
| Total | 9 | 9 | 100% ▲ | 6 | 6 | 100% ▲ |
| MAINE MOTOR TRANSPORT ASSOCIATION Group Total | 9 | 9 | 100% ▲ | 6 | 6 | 100% ▲ |

INSURANCE GROUP COMPLIANCE
Initial MOP and Initial Indemnity NOC Filings
Fourth Quarter
10/1/2017 - 12/31/2017

| Insurance Company | Total Initial MOPs Filed | Initial MOPs Filed Timely | Compliance Percentage | Total Initial Indemnity NOCs Filed | Initial Indemnity NOCs Filed Timely | Compliance Percentage |
|--|--------------------------|---------------------------|-----------------------|------------------------------------|-------------------------------------|-----------------------|
| MAINE MUNICIPAL ASSOCIATION | MOPs Filed | Timely MOPs | Compliance | NOCs Filed | Timely NOCs | Compliance |
| CA225 MAINE MUNICIPAL ASSOCIATION | 49 | 48 | 98% | 60 | 60 | 100% |
| Total | 49 | 48 | 98% ▲ | 60 | 60 | 100% ▲ |
| MAINE MUNICIPAL ASSOCIATION Group Total | 49 | 48 | 98% ▲ | 60 | 60 | 100% ▲ |
| MAINE SCHOOL MANAGEMENT ASSOCIATION | MOPs Filed | Timely MOPs | Compliance | NOCs Filed | Timely NOCs | Compliance |
| CA250 MAINE SCHOOL MANAGEMENT ASSOCIATION | 30 | 30 | 100% | 5 | 5 | 100% |
| Total | 30 | 30 | 100% ▲ | 5 | 5 | 100% ▲ |
| MAINE SCHOOL MANAGEMENT ASSOCIATION Group Total | 30 | 30 | 100% ▲ | 5 | 5 | 100% ▲ |
| MEADOWBROOK INSURANCE | MOPs Filed | Timely MOPs | Compliance | NOCs Filed | Timely NOCs | Compliance |
| CA255 MEADOWBROOK INSURANCE | 2 | 2 | 100% | No Filings | No Filings | No Filings |
| Total | 2 | 2 | 100% ▲ | No Filings | No Filings | No Filings |
| MEADOWBROOK INSURANCE Group Total | 2 | 2 | 100% ▲ | No Filings | No Filings | No Filings |
| NATIONAL INTERSTATE INSURANCE | MOPs Filed | Timely MOPs | Compliance | NOCs Filed | Timely NOCs | Compliance |
| CA267 NATIONAL INTERSTATE INSURANCE COMPANY | * | * | * | * | * | * |
| Total | * | * | * | * | * | * |
| NATIONAL INTERSTATE INSURANCE Group Total | * | * | * | * | * | * |
| NATIONWIDE INSURANCE | MOPs Filed | Timely MOPs | Compliance | NOCs Filed | Timely NOCs | Compliance |
| CA289 NATIONAL CASUALTY | * | * | * | * | * | * |
| CA291 NATIONWIDE AGRIBUSINESS INSURANCE | 1 | 1 | 100% | No Filings | No Filings | No Filings |
| Total | 1 | 1 | 100% ▲ | No Filings | No Filings | No Filings |
| NATIONWIDE INSURANCE Group Total | 1 | 1 | 100% ▲ | No Filings | No Filings | No Filings |
| NGM INSURANCE | MOPs Filed | Timely MOPs | Compliance | NOCs Filed | Timely NOCs | Compliance |
| CA265 NGM INSURANCE | 1 | 1 | 100% | 1 | 0 | 0% |
| Total | 1 | 1 | 100% ▲ | 1 | 0 | 0% ▼ |
| NGM INSURANCE Group Total | 1 | 1 | 100% ▲ | 1 | 0 | 0% ▼ |
| NORTH RIVER INSURANCE | MOPs Filed | Timely MOPs | Compliance | NOCs Filed | Timely NOCs | Compliance |
| CA257 NORTH RIVER INSURANCE | * | * | * | * | * | * |
| Total | * | * | * | * | * | * |
| NORTH RIVER INSURANCE TPA Administered Claims | | | | | | |
| CA040 BROADSPIRE SERVICES | 2 | 2 | 100% | No Filings | No Filings | No Filings |
| TPA Total | 2 | 2 | 100% ▲ | No Filings | No Filings | No Filings |
| NORTH RIVER INSURANCE Group Total | 2 | 2 | 100% ▲ | No Filings | No Filings | No Filings |

INSURANCE GROUP COMPLIANCE
Initial MOP and Initial Indemnity NOC Filings
Fourth Quarter
10/1/2017 - 12/31/2017

| Insurance Company | Total Initial MOPs Filed | Initial MOPs Filed Timely | Compliance Percentage | Total Initial Indemnity NOCs Filed | Initial Indemnity NOCs Filed Timely | Compliance Percentage |
|---|--------------------------|---------------------------|-----------------------|------------------------------------|-------------------------------------|-----------------------|
| OLD REPUBLIC INSURANCE | MOPs Filed | Timely MOPs | Compliance | NOCs Filed | Timely NOCs | Compliance |
| OLD REPUBLIC GENERAL INSURANCE CORP. | * | * | * | * | * | * |
| OLD REPUBLIC INSURANCE | * | * | * | * | * | * |
| Total | * | * | * | * | * | * |
| OLD REPUBLIC INSURANCE TPA Administered Claims | | | | | | |
| CA070 CANNON COCHRAN MANAGEMENT SERVICES | No Filings | No Filings | No Filings | 1 | 1 | 100% |
| CA110 CONSTITUTION STATE SERVICES | No Filings | No Filings | No Filings | 1 | 1 | 100% |
| CA116 CORVEL ENTERPRISE COMP | * | * | * | * | * | * |
| CA160 ESIS | No Filings | No Filings | No Filings | 1 | 1 | 100% |
| CA190 GALLAGHER BASSETT SERVICES | 2 | 1 | 50% | 1 | 1 | 100% |
| CA300 SEDGWICK CLAIMS MANAGEMENT SERVICES | 2 | 2 | 100% | No Filings | No Filings | No Filings |
| CA280 TRISTAR RISK ENTERPRISE MANAGEMENT | 1 | 0 | 0% | No Filings | No Filings | No Filings |
| TPA Total | 5 | 3 | 60% ▼ | 4 | 4 | 100% ▲ |
| OLD REPUBLIC INSURANCE Group Total | 5 | 3 | 60% ▼ | 4 | 4 | 100% ▲ |
| PENNSYLVANIA MFG ASSN | MOPs Filed | Timely MOPs | Compliance | NOCs Filed | Timely NOCs | Compliance |
| PENNSYLVANIA MFG ASSN | * | * | * | * | * | * |
| Total | * | * | * | * | * | * |
| PENNSYLVANIA MFG ASSN TPA Administered Claims | | | | | | |
| CA190 GALLAGHER BASSETT SERVICES | 1 | 0 | 0% | 1 | 1 | 100% |
| CA323 THE AMERICAN EQUITY UNDERWRITERS | No Filings | No Filings | No Filings | No Filings | No Filings | No Filings |
| TPA Total | 1 | 0 | 0% ▼ | 1 | 1 | 100% ▲ |
| PENNSYLVANIA MFG ASSN Group Total | 1 | 0 | 0% ▼ | 1 | 1 | 100% ▲ |
| PROTECTIVE INSURANCE | MOPs Filed | Timely MOPs | Compliance | NOCs Filed | Timely NOCs | Compliance |
| CA277 PROTECTIVE INSURANCE COMPANY | * | * | * | * | * | * |
| Total | * | * | * | * | * | * |
| PROTECTIVE INSURANCE TPA Administered Claims | | | | | | |
| CA340 YORK RISK SERVICES | 1 | 0 | 0% | No Filings | No Filings | No Filings |
| TPA Total | 1 | 0 | 0% ▼ | No Filings | No Filings | No Filings |
| PROTECTIVE INSURANCE Group Total | 1 | 0 | 0% ▼ | No Filings | No Filings | No Filings |
| QBE INSURANCE GROUP | MOPs Filed | Timely MOPs | Compliance | NOCs Filed | Timely NOCs | Compliance |
| QBE INSURANCE GROUP | * | * | * | * | * | * |
| Total | * | * | * | * | * | * |
| QBE INSURANCE GROUP TPA Administered Claims | | | | | | |
| CA190 GALLAGHER BASSETT SERVICES | * | * | * | * | * | * |
| CA300 SEDGWICK CLAIMS MANAGEMENT SERVICES | 2 | 1 | 50% | 2 | 2 | 100% |
| TPA Total | 2 | 1 | 50% ▼ | 2 | 2 | 100% ▲ |
| QBE INSURANCE GROUP Group Total | 2 | 1 | 50% ▼ | 2 | 2 | 100% ▲ |

INSURANCE GROUP COMPLIANCE
Initial MOP and Initial Indemnity NOC Filings
Fourth Quarter
10/1/2017 - 12/31/2017

| Insurance Company | Total Initial MOPs Filed | Initial MOPs Filed Timely | Compliance Percentage | Total Initial Indemnity NOCs Filed | Initial Indemnity NOCs Filed Timely | Compliance Percentage |
|--|---|--|--|---|--|--|
| SAFETY NATIONAL CASUALTY CORP SAFETY NATIONAL CASUALTY CORP | MOPs Filed * | Timely MOPs * | Compliance * | NOCs Filed * | Timely NOCs * | Compliance * |
| Total | * | * | * | * | * | * |
| SAFETY NATIONAL CASUALTY CORP TPA Administered Claims | | | | | | |
| CA040 BROADSPIRE SERVICES | No Filings | No Filings | No Filings | 1 | 1 | 100% |
| CA070 CANNON COCHRAN MANAGEMENT SERVICES | No Filings | No Filings | No Filings | No Filings | No Filings | No Filings |
| CA116 CORVEL ENTERPRISE COMP | No Filings | No Filings | No Filings | No Filings | No Filings | No Filings |
| CA160 ESIS | * | * | * | * | * | * |
| CA190 GALLAGHER BASSETT SERVICES | 2 | 2 | 100% | No Filings | No Filings | No Filings |
| CA300 SEDGWICK CLAIMS MANAGEMENT SERVICES | 1 | 1 | 100% | 3 | 2 | 67% |
| TPA Total | 3 | 3 | 100% ▲ | 4 | 3 | 75% ▼ |
| SAFETY NATIONAL CASUALTY CORP Group Total | 3 | 3 | 100% ▲ | 4 | 3 | 75% ▼ |
| SEDGWICK CLAIMS MANAGEMENT SERVICES CA300 SEDGWICK CLAIMS MANAGEMENT SERVICES | MOPs Filed 30 | Timely MOPs 28 | Compliance 93% | NOCs Filed 33 | Timely NOCs 29 | Compliance 88% |
| Total | 30 | 28 | 93% ▲ | 33 | 29 | 88% ▼ |
| SEDGWICK CLAIMS MANAGEMENT SERVICES Group Total | 30 | 28 | 93% ▲ | 33 | 29 | 88% ▼ |
| SENTRY INSURANCE CA426 MIDDLESEX INSURANCE COMPANY CA402 SENTRY CASUALTY CA305 SENTRY INSURANCE CA308 SENTRY SELECT INSURANCE | MOPs Filed * 5 No Filings * | Timely MOPs * 5 No Filings * | Compliance * 100% No Filings * | NOCs Filed * 1 No Filings * | Timely NOCs * 1 No Filings * | Compliance * 100% No Filings * |
| Total | 5 | 5 | 100% ▲ | 1 | 1 | 100% ▲ |
| SENTRY INSURANCE Group Total | 5 | 5 | 100% ▲ | 1 | 1 | 100% ▲ |
| SOMPO JAPAN INSURANCE SOMPO JAPAN INSURANCE COMPANY OF AMERICA | MOPs Filed * | Timely MOPs * | Compliance * | NOCs Filed * | Timely NOCs * | Compliance * |
| Total | * | * | * | * | * | * |
| SOMPO JAPAN INSURANCE TPA Administered Claims CA040 BROADSPIRE SERVICES | * | * | * | * | * | * |
| TPA Total | * | * | * | * | * | * |
| SOMPO JAPAN INSURANCE Group Total | * | * | * | * | * | * |

INSURANCE GROUP COMPLIANCE
Initial MOP and Initial Indemnity NOC Filings
Fourth Quarter
10/1/2017 - 12/31/2017

| Insurance Company | Total Initial MOPs Filed | Initial MOPs Filed Timely | Compliance Percentage | Total Initial Indemnity NOCs Filed | Initial Indemnity NOCs Filed Timely | Compliance Percentage |
|---|--------------------------|---------------------------|-----------------------|------------------------------------|-------------------------------------|-----------------------|
| STARR INDEMNITY INSURANCE | MOPs Filed | Timely MOPs | Compliance | NOCs Filed | Timely NOCs | Compliance |
| STARR INDEMNITY INSURANCE | * | * | * | * | * | * |
| Total | * | * | * | * | * | * |
| STARR INDEMNITY INSURANCE TPA Administered Claims | | | | | | |
| CA160 ESIS | No Filings | No Filings | No Filings | No Filings | No Filings | No Filings |
| CA190 GALLAGHER BASSETT SERVICES | 1 | 1 | 100% | No Filings | No Filings | No Filings |
| CA300 SEDGWICK CLAIMS MANAGEMENT SERVICES | * | * | * | * | * | * |
| TPA Total | 1 | 1 | 100% ▲ | No Filings | No Filings | No Filings |
| STARR INDEMNITY INSURANCE Group Total | 1 | 1 | 100% ▲ | No Filings | No Filings | No Filings |
| STATE OF MAINE WORKERS' COMPENSATION TRUST | MOPs Filed | Timely MOPs | Compliance | NOCs Filed | Timely NOCs | Compliance |
| CA307 STATE OF MAINE WORKERS' COMPENSATION TRUST | 31 | 31 | 100% | 23 | 23 | 100% |
| Total | 31 | 31 | 100% ▲ | 23 | 23 | 100% ▲ |
| STATE OF MAINE WORKERS' COMPENSATION TRUST Group Total | 31 | 31 | 100% ▲ | 23 | 23 | 100% ▲ |
| SYNERNET | MOPs Filed | Timely MOPs | Compliance | NOCs Filed | Timely NOCs | Compliance |
| CA320 SYNERNET | 29 | 25 | 86% | 44 | 44 | 100% |
| Total | 29 | 25 | 86% ▲ | 44 | 44 | 100% ▲ |
| SYNERNET Group Total | 29 | 25 | 86% ▲ | 44 | 44 | 100% ▲ |
| T.H.E. INSURANCE | MOPs Filed | Timely MOPs | Compliance | NOCs Filed | Timely NOCs | Compliance |
| CA317 T.H.E. INSURANCE | 1 | 1 | 100% | No Filings | No Filings | No Filings |
| Total | 1 | 1 | 100% ▲ | No Filings | No Filings | No Filings |
| T.H.E. INSURANCE Group Total | 1 | 1 | 100% ▲ | No Filings | No Filings | No Filings |
| THE AMERICAN EQUITY UNDERWRITERS | MOPs Filed | Timely MOPs | Compliance | NOCs Filed | Timely NOCs | Compliance |
| CA323 THE AMERICAN EQUITY UNDERWRITERS | No Filings | No Filings | No Filings | No Filings | No Filings | No Filings |
| Total | No Filings | No Filings | No Filings | No Filings | No Filings | No Filings |
| THE AMERICAN EQUITY UNDERWRITERS Group Total | No Filings | No Filings | No Filings | No Filings | No Filings | No Filings |

Maine Workers' Compensation Board
Initial MOP Filing Benchmark: 85%
Initial Indemnity NOC Benchmark: 90%

* Indicates no claims activity this quarter
▲ Indicates benchmark met or exceeded
▼ Indicates benchmark not met

INSURANCE GROUP COMPLIANCE
Initial MOP and Initial Indemnity NOC Filings
Fourth Quarter
10/1/2017 - 12/31/2017

| Insurance Company | Total Initial MOPs Filed | Initial MOPs Filed Timely | Compliance Percentage | Total Initial Indemnity NOCs Filed | Initial Indemnity NOCs Filed Timely | Compliance Percentage |
|---|--------------------------|---------------------------|-----------------------|------------------------------------|-------------------------------------|-----------------------|
| TRAVELERS INSURANCE | MOPs Filed | Timely MOPs | Compliance | NOCs Filed | Timely NOCs | Compliance |
| CA072 CHARTER OAK FIRE INSURANCE | 13 | 11 | 85% | 5 | 5 | 100% |
| CA164 FARMINGTON CASUALTY | No Filings | No Filings | No Filings | No Filings | No Filings | No Filings |
| CA284 PHOENIX INSURANCE | * | * | * | * | * | * |
| CA303 ST PAUL FIRE & MARINE INSURANCE | * | * | * | * | * | * |
| CA306 STANDARD FIRE INSURANCE | 3 | 2 | 67% | 3 | 3 | 100% |
| CA347 TRAVELERS CASUALTY & SURETY | 2 | 2 | 100% | No Filings | No Filings | No Filings |
| CA348 TRAVELERS CASUALTY INSURANCE COMPANY OF AMERICA | * | * | * | * | * | * |
| CA349 TRAVELERS COMMERCIAL CASUALTY | 1 | 1 | 100% | 1 | 0 | 0% |
| CA343 TRAVELERS INDEMNITY COMPANY | * | * | * | * | * | * |
| CA346 TRAVELERS INDEMNITY COMPANY OF AMERICA | 1 | 1 | 100% | No Filings | No Filings | No Filings |
| CA345 TRAVELERS PROPERTY CASUALTY INSURANCE | 1 | 1 | 100% | No Filings | No Filings | No Filings |
| Total | 21 | 18 | 86% ▲ | 9 | 8 | 89% ▼ |
| TRAVELERS INSURANCE TPA Administered Claims | | | | | | |
| CA012 ALTERNATIVE SERVICE CONCEPTS LLC | 1 | 0 | 0% | No Filings | No Filings | No Filings |
| CA117 COTTINGHAM & BUTLER CLAIMS SERVICES | * | * | * | * | * | * |
| CA160 ESIS | * | * | * | * | * | * |
| CA190 GALLAGHER BASSETT SERVICES | 2 | 1 | 50% | No Filings | No Filings | No Filings |
| CA300 SEDGWICK CLAIMS MANAGEMENT SERVICES | No Filings | No Filings | No Filings | 1 | 1 | 100% |
| CA340 YORK RISK SERVICES | No Filings | No Filings | No Filings | No Filings | No Filings | No Filings |
| TPA Total | 3 | 1 | 33% ▼ | 1 | 1 | 100% ▲ |
| TRAVELERS INSURANCE Group Total | 24 | 19 | 79% ▼ | 10 | 9 | 90% ▲ |
| TRISTAR RISK ENTERPRISE MANAGEMENT | MOPs Filed | Timely MOPs | Compliance | NOCs Filed | Timely NOCs | Compliance |
| CA280 TRISTAR RISK ENTERPRISE MANAGEMENT | 1 | 0 | 0% | No Filings | No Filings | No Filings |
| Total | 1 | 0 | 0% ▼ | No Filings | No Filings | No Filings |
| TRISTAR RISK ENTERPRISE MANAGEMENT Group Total | 1 | 0 | 0% ▼ | No Filings | No Filings | No Filings |

INSURANCE GROUP COMPLIANCE
Initial MOP and Initial Indemnity NOC Filings
Fourth Quarter
10/1/2017 - 12/31/2017

| Insurance Company | Total Initial MOPs Filed | Initial MOPs Filed Timely | Compliance Percentage | Total Initial Indemnity NOCs Filed | Initial Indemnity NOCs Filed Timely | Compliance Percentage |
|---|--------------------------|---------------------------|-----------------------|------------------------------------|-------------------------------------|-----------------------|
| XL INSURANCE | MOPs Filed | Timely MOPs | Compliance | NOCs Filed | Timely NOCs | Compliance |
| CA384 XL INSURANCE | * | * | * | * | * | * |
| Total | * | * | * | * | * | * |
| XL INSURANCE TPA Administered Claims | | | | | | |
| CA040 BROADSPIRE SERVICES | * | * | * | * | * | * |
| CA116 CORVEL ENTERPRISE COMP | No Filings | No Filings | No Filings | No Filings | No Filings | No Filings |
| CA117 COTTINGHAM & BUTLER CLAIMS SERVICES | No Filings | No Filings | No Filings | 1 | 1 | 100% |
| CA160 ESIS | * | * | * | * | * | * |
| CA190 GALLAGHER BASSETT SERVICES | 6 | 6 | 100% | 2 | 1 | 50% |
| CA300 SEDGWICK CLAIMS MANAGEMENT SERVICES | 3 | 2 | 67% | 1 | 1 | 100% |
| TPA Total | 9 | 8 | 89% ▲ | 4 | 3 | 75% ▼ |
| XL INSURANCE Group Total | 9 | 8 | 89% ▲ | 4 | 3 | 75% ▼ |
| YORK RISK SERVICES | MOPs Filed | Timely MOPs | Compliance | NOCs Filed | Timely NOCs | Compliance |
| CA340 YORK RISK SERVICES | 4 | 1 | 25% | 3 | 3 | 100% |
| Total | 4 | 1 | 25% ▼ | 3 | 3 | 100% ▲ |
| YORK RISK SERVICES Group Total | 4 | 1 | 25% ▼ | 3 | 3 | 100% ▲ |
| ZURICH INSURANCE | MOPs Filed | Timely MOPs | Compliance | NOCs Filed | Timely NOCs | Compliance |
| CA021 AMERICAN GUARANTEE & LIABILITY | * | * | * | * | * | * |
| CA022 AMERICAN ZURICH | 1 | 1 | 100% | 2 | 2 | 100% |
| CA400 ZURICH AMERICAN INSURANCE | No Filings | No Filings | No Filings | 2 | 2 | 100% |
| CA404 ZURICH AMERICAN INSURANCE COMPANY OF ILLINOIS | No Filings | No Filings | No Filings | No Filings | No Filings | No Filings |
| Total | 1 | 1 | 100% ▲ | 4 | 4 | 100% ▲ |
| ZURICH INSURANCE TPA Administered Claims | | | | | | |
| CA040 BROADSPIRE SERVICES | 1 | 1 | 100% | No Filings | No Filings | No Filings |
| CA160 ESIS | * | * | * | * | * | * |
| CA190 GALLAGHER BASSETT SERVICES | 3 | 1 | 33% | 1 | 1 | 100% |
| CA300 SEDGWICK CLAIMS MANAGEMENT SERVICES | 2 | 2 | 100% | 1 | 1 | 100% |
| TPA Total | 6 | 4 | 67% ▼ | 2 | 2 | 100% ▲ |
| ZURICH INSURANCE Group Total | 7 | 5 | 71% ▼ | 6 | 6 | 100% ▲ |